




# Fiscal Year 2025 – 2029 CAPITAL IMPROVEMENT PROGRAM

Adopted by Resolution No. R-24-2499





# Table of Contents

Overview .....	2
Capital Revenue Sources and Strategy .....	2
Fiscal Year 2024 Projects by Category and Funding Source .....	4
<i>Fiscal Year 2024 Projects by Category</i> .....	4
<i>Fiscal Year 2024 Projects by Funding Source</i> .....	4
<i>Fiscal Year 2025-2029 Capital Improvement Program Total Summary</i> .....	5
<i>Fiscal Year 2025 Projects by Categories</i> .....	5
<i>Fiscal Year 2025 Program Funding Sources</i> .....	6
<i>Drainage</i> .....	7
<i>Facilities</i> .....	8
<i>Information Technology</i> .....	9
<i>Master Plans/Studies (Systems, Operational, and Legislative Mandates)</i> .....	10
<i>Parks and Recreation</i> .....	11
<i>Sidewalks/Trails</i> .....	13
<i>Streets</i> .....	14
<i>Vehicles and Heavy Equipment</i> .....	17
<i>Wastewater and Water Renewals</i> .....	18
<i>Exhibits</i> .....	19
A.    Fiscal Year 2025 Individual Project Pages.....	23
B.    Fund Balance.....	48
C.    5 Year Capital Improvement Plan FY2025-2029 - Project List.....	49

## **Overview**

In keeping with the City's focus to sustain and plan for Colleyville's long-term needs, the fiscal year 2025 budget includes the City's 5-Year comprehensive Capital Improvement Plan (CIP). This plan identifies planned projects for the next five years, based on funding availability, and a schedule for completion. Capital projects are defined as those projects requiring an investment of \$50,000 or more and that have a useful life of at least five years. The CIP provides an opportunity to consider all of the city's capital needs in the coming years and determine the priority of each, as well as whether available funding resources are sufficient to support those expenditures.

The Capital Projects Fund itself has no dedicated revenue source; any income received is from transfers from other funds, to set aside funding for capital projects that are often multi-year in nature and not appropriate for an annual operating budget. It is also the holding place for street impact fees, perimeter street fees, and other escrows until they are used for eligible purposes. Similarly, the Utility Capital Projects Fund (created in FY 2017) receives funding from transfers from surpluses from the Utility (operating) Fund and revenue from the Utility Capital Projects base rate on utility bills, for use on utility capital projects. It is also the holding place for water and wastewater impact fees, until they are used for eligible utility capital projects. The 5-Year CIP utilizes a variety of funding sources including the City's major operating funds, capital projects funds, special revenue funds, and other entities such as the state and regional grants.

Project descriptions also include information relating to any anticipated operating costs associated with the capital project, however, most capital projects do not require any new operating costs if they are primarily improvement to or replacement of already existing infrastructure.

## **Capital Revenue Sources and Strategy**

The Capital Improvement Plan is simply that – a plan. As such, projects are subject to change based on new or shifting service needs, special financing opportunities, emergency needs, or other directives or priorities established by the Mayor and City Council. Because priorities can change, projects included in outward planning years are not guaranteed for funding. All budgets are constrained by available revenues. Capital projects are prioritized so that available funds are allocated based on need, Council priority, and their impact on service provision. The 5-year Capital Improvement Plan includes funding for a variety of City projects.

### **Pay as you Go – Capital Projects Fund, Capital Utility Fund, and Drainage Fund**

Whenever possible, pay-as-you-go (“operating revenue” or “Transfer from --- Fund”) funding is the preferred method of funding CIP projects. These funds provide for a majority of the street maintenance projects as well as drainage and utility related projects.

### **Colleyville Economic Development Corporation (CEDC)**

The Colleyville Economic Development Corporation (CEDC) is funded by a one-half cent sales tax approved by voters in 1996. The ballot language states that the sales tax will "provide for parks and park facilities, a library, a community center, open space improvements, and other facilities and improvements only as authorized by Section 4B of Article 5190.6" of the Local Government Code.

**Impact Fees**

Transportation, water, and wastewater impact fees are collected throughout the City. These impact fees can only be spent in the Service Area they were collected and/or the specific CIP project identified in the impact fee study.

**Tax Increment Financing (TIF) District Fund**

Projects included in the original and amended TIF plan are funded through this fund.

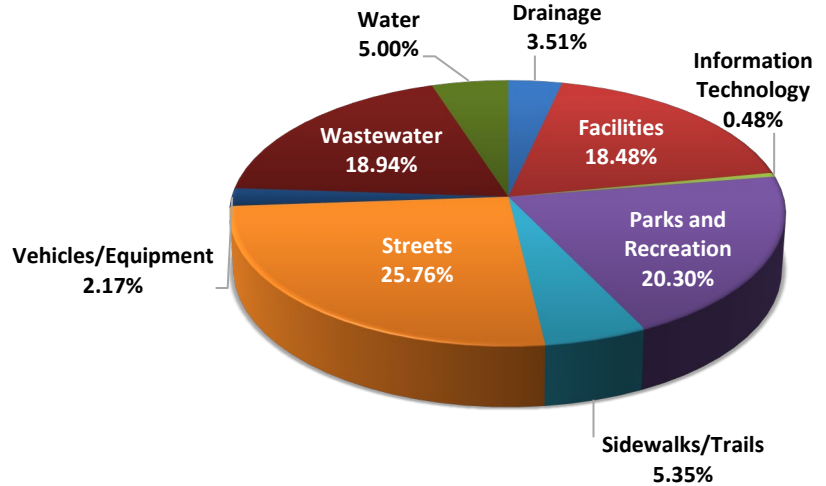
**Third Party Partnerships**

Funding for various improvements is provided by external sources or third parties. These work efforts are usually associated with individual projects and programs and are developed on a project/program basis. The City continues to aggressively pursue federal, state, and regional grant funding, and have been successful in many of these efforts.

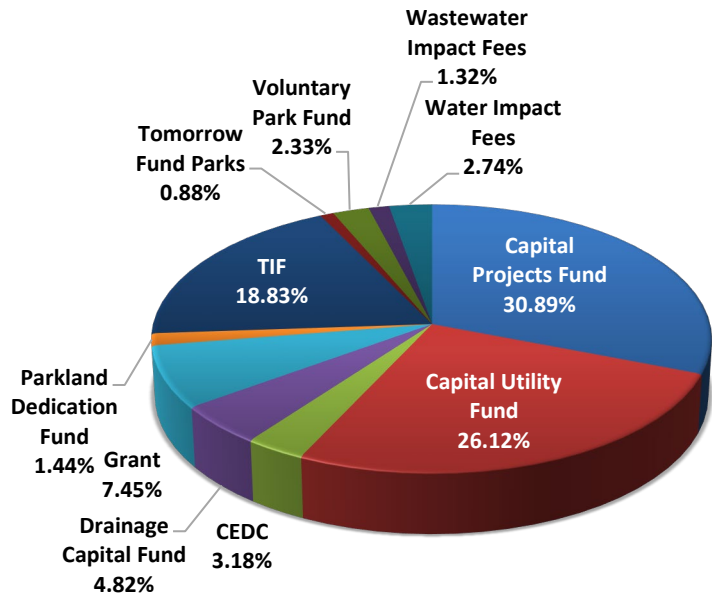
# Fiscal Year 2024 Projects by Category and Funding Source

## Fiscal Year 2024 Projects by Category

Project Category	Amount
Drainage	\$800,000
Facilities	\$4,215,000
Information Technology	\$110,000
Parks and Recreation	\$4,630,000
Sidewalks/Trails	\$1,220,000
Streets	\$5,875,000
Vehicles/Equipment	\$495,000
Wastewater	\$4,320,000
Water	\$1,141,000
<b>TOTAL</b>	<b>\$22,806,000</b>



## Fiscal Year 2024 Projects by Funding Source

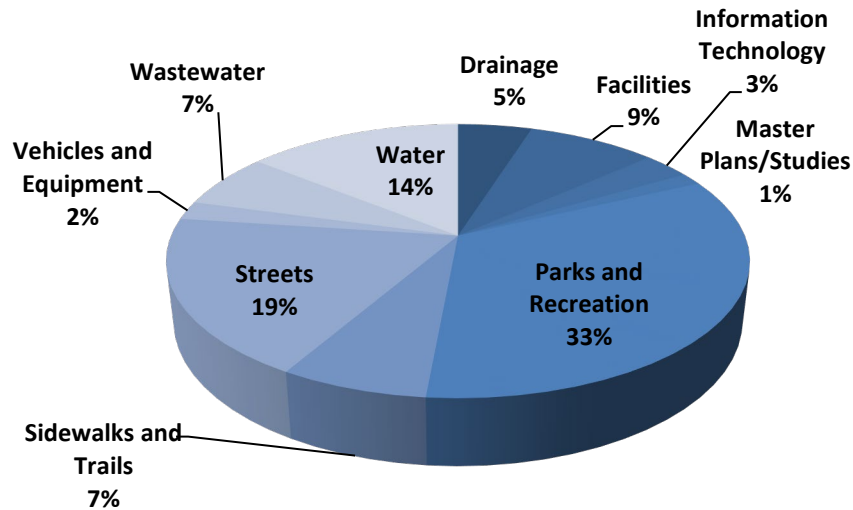


Funding Source	Amount
Capital Projects Fund	\$7,045,000
Capital Utility Fund	\$5,956,000
CEDC	\$725,000
Drainage Capital Fund	\$1,100,000
Grant	\$1,700,000
Parkland Dedication Fund	\$329,500
TIF	\$4,295,000
Tomorrow Fund Parks	\$200,000
Voluntary Park Fund	\$530,500
Wastewater Impact Fees	\$300,000
Water Impact Fees	\$625,000
<b>TOTAL</b>	<b>\$22,806,000</b>

## Fiscal Year 2025-2029 Capital Improvement Program Total Summary

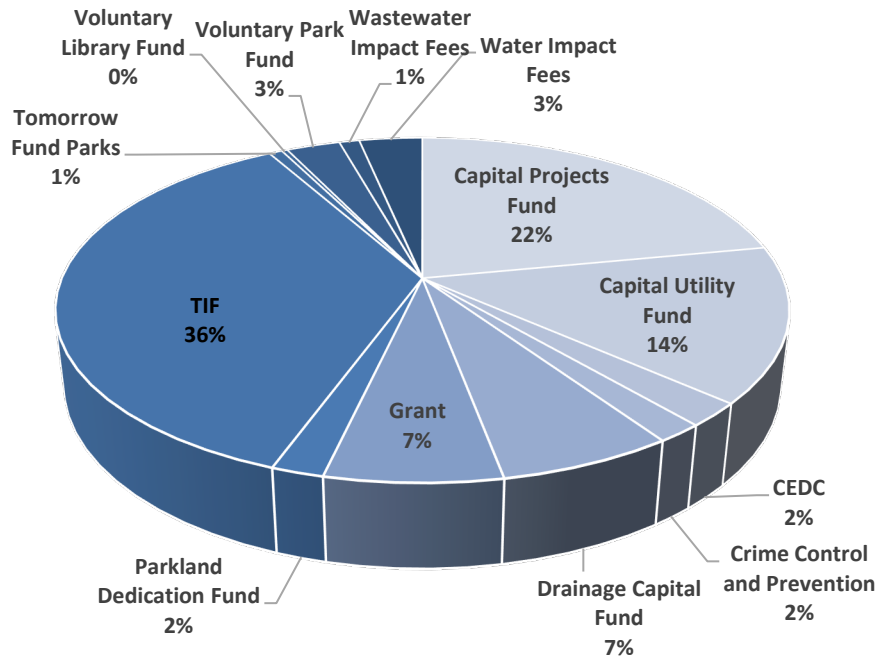
Colleyville’s 2025-2029 CIP identifies projects ranging from new infrastructure and rehabilitation to information technology and equipment. The program projects are grouped into categories and are funded through multiple sources as identified below. Further details of the planned programs/projects are provided in subsequent tables for each project group.

### Fiscal Year 2025 Projects by Categories



Project Category	2025	2026	2027	2028	2029	Total
Drainage	\$1,625,000	\$4,100,000	\$1,025,000	\$1,225,000	\$300,000	\$8,275,000
Economic Development	—	\$250,000	—	—	\$250,000	\$500,000
Facilities	\$2,831,900	\$1,025,000	\$1,900,000	—	\$1,500,000	\$7,256,900
Information Technology	\$1,035,000	\$1,890,000	\$100,000	\$100,000	\$100,000	\$3,225,000
Master Plans/Studies	\$473,860	—	\$650,000	—	—	\$1,123,860
Parks and Recreation	\$11,101,000	\$1,485,000	\$775,000	\$400,000	—	\$13,761,000
Sidewalks and Trails	\$2,300,000	\$625,000	\$1,750,000	\$250,000	\$250,000	\$5,175,000
Streets	\$6,200,000	\$6,200,000	\$34,150,000	\$800,000	\$1,350,000	\$48,700,000
Vehicles/Equipment	\$722,373	\$75,000	\$150,000	—	—	\$947,373
Wastewater	\$2,150,000	\$325,000	—	—	—	\$2,475,000
Water	\$4,725,000	\$9,100,000	\$2,200,000	\$1,900,000	\$1,150,000	\$19,075,000
<b>Total</b>	<b>\$33,164,133</b>	<b>\$25,075,000</b>	<b>\$42,700,000</b>	<b>\$4,675,000</b>	<b>\$4,900,000</b>	<b>\$110,514,133</b>

## Fiscal Year 2025 Program Funding Sources



Funding Source	2025	2026	2027	2028	2029	Total
Capital Projects Fund	\$7,283,000	\$5,090,000	\$3,075,000	\$1,150,000	\$2,825,000	\$19,423,000
Capital Utility Fund	\$4,820,000	\$2,900,000	\$5,000,000	\$1,600,000	\$1,150,000	\$15,470,000
CEDC	\$735,000	\$150,000	\$120,000	\$400,000	—	\$1,405,000
Crime Control and Prevention	\$582,373	\$400,000	—	—	—	\$982,373
Drainage Capital Fund	\$2,175,000	\$2,600,000	\$925,000	\$1,225,000	\$300,000	\$7,225,000
Grant	\$2,187,760	\$5,050,000	\$28,650,000	—	—	\$35,887,760
Impact Fees-Area I	—	\$2,650,000	\$2,000,000	—	—	\$4,650,000
Impact Fees-Area II	—	—	—	—	\$500,000	\$500,000
Parkland Dedication Fund	\$650,000	—	\$100,000	—	—	\$750,000
TIF	\$12,016,000	\$2,135,000	\$2,830,000	—	\$125,000	\$17,016,000
Tomorrow Fund Parks	\$230,000	\$250,000	—	—	—	\$480,000
Voluntary Library Fund	\$100,000	—	—	—	—	\$100,000
Voluntary Park Fund	\$935,000	\$450,000	—	—	—	\$1,385,000
Wastewater Impact Fees	\$350,000	\$750,000	—	—	—	\$1,100,000
Water Impact Fees	\$1,100,000	\$2,650,000	—	\$300,000	—	\$4,050,000
<b>Total</b>	<b>\$33,164,133</b>	<b>\$25,075,000</b>	<b>\$42,700,000</b>	<b>\$4,675,000</b>	<b>\$4,900,000</b>	<b>\$110,514,133</b>

## Drainage

Drainage improvements are developed to optimize the performance and maintainability of the overall existing system. Projects are identified by utilizing the 2023 Storm Drainage Master Plan, staff recommendations, community input, and review by the Drainage Task Force. All projects requiring funding are reviewed and acted on by the City Council. Investments are made in: rehabilitating degraded open drainage channels to perform as designed and to facilitate ongoing maintenance; staff utilizes technology to inspect various aspects of the underground drainage system to ensure it is performing as designed; and by utilization of the work order system to track and identify recurring drainage problems so that an in-depth investigation can identify underlying causes and develop solutions.

### Program Summary: Drainage

Drainage	2025	2026	2027	2028	2029	Total
<b>Drainage Infrastructure</b>						
Bandit Trail Drainage Improvements - Design	\$100,000	—	—	—	—	\$100,000
Bandit Trail Drainage Improvements - Construction	—	\$750,000	—	—	—	\$750,000
Bedford Road Low Water Crossing - Design	\$550,000	—	—	—	—	\$550,000
Bedford Road Low Water Crossing - Construction	—	\$2,500,000	—	—	—	\$2,500,000
Drainage Improvements FY2025	\$100,000	—	—	—	—	\$100,000
Drainage Improvements FY2026	—	\$100,000	—	—	—	\$100,000
Drainage Improvements FY2027	—	—	\$250,000	—	—	\$250,000
Drainage Improvements FY2028	—	—	—	\$300,000	—	\$300,000
Drainage Improvements FY2029	—	—	—	—	\$300,000	\$300,000
Jackson Creek Crossing at Cheek-Sparger Road	—	—	\$675,000	—	—	\$675,000
Wagonwheel and Chisolm - Construction	—	\$750,000	—	—	—	\$750,000
Wagonwheel and Chisolm - Design	\$75,000	—	—	—	—	\$75,000
Water Project 18: Pecan Park Estates- Construction - FY25	\$350,000	—	—	—	—	\$350,000
Windermere Creek Crossing at Cheek-Sparger Road	—	—	—	\$925,000	—	\$925,000
<b>Rehabilitation</b>						
Drainage Bank Stabilization (Little Bear Creek)	—	—	\$100,000	—	—	\$100,000
Heritage Bridge Over LBC Scour Countermeasure Construction	\$450,000	—	—	—	—	\$450,000
<b>Drainage Total</b>	<b>\$1,625,000</b>	<b>\$4,100,000</b>	<b>\$1,025,000</b>	<b>\$1,225,000</b>	<b>\$300,000</b>	<b>\$8,275,000</b>

## Facilities

Staff is implementing a Facility Condition Assessment (FCA) approach for City owned facilities. The FCA is planned as a major assessment management tool to develop a comprehensive evaluation of the condition of each facility, as a means to work proactively on scheduled maintenance and repair, as well as assess short-term and long-term investment strategies.

Conducting an FCA involves the collection of data on the condition of each building or facility and categorizing the information into building system components, such as roofing or HVAC. Once the information is gathered for all locations, the evaluation for facility needs can be conducted on a systematic approach where objective determinations can be made based on clear priorities and benchmarks. Conducting an FCA also sets up a system for proactive preventative maintenance which can then alleviate the need for expensive capital replacement.

### Program Summary: Facilities

Facilities	2025	2026	2027	2028	2029	Total
<b>Equipment</b>						
Justice Center Backup Generator	\$971,900	—	—	—	—	\$971,900
Public Works Service Center Emergency Generator	\$190,000	—	—	—	—	\$190,000
<b>New Construction</b>						
Awnings at Parks Facility	\$200,000	—	—	—	—	\$200,000
Fire Training Facility	\$150,000	—	—	—	—	\$150,000
Land Acquisition-2027	—	—	\$1,500,000	—	—	\$1,500,000
Land Acquisition-2029	—	—	—	—	\$1,500,000	\$1,500,000
<b>Pavement Markings</b>						
Parking Facility Pavement Marking-2025	\$50,000	—	—	—	—	\$50,000
<b>Rehabilitation</b>						
Building Improvement Project	—	—	\$400,000	—	—	\$400,000
City Hall Interior Renovation - Wall Paper Removal	—	\$225,000	—	—	—	\$225,000
Colleyville Center Renovation FY2025	\$250,000	—	—	—	—	\$250,000
Justice Center Interior Renovation-FY25	\$300,000	—	—	—	—	\$300,000
Plaza Stone Restoration	\$125,000	—	—	—	—	\$125,000
Recreation Center Additional Projects	—	\$500,000	—	—	—	\$500,000
Recreation Center HVAC Replacement Phase I	\$300,000	—	—	—	—	\$300,000
Recreation Center HVAC Replacement Phase II	—	\$300,000	—	—	—	\$300,000
Recreation Center North Gym	\$295,000	—	—	—	—	\$295,000
<b>Facilities Total</b>	<b>\$2,831,900</b>	<b>\$1,025,000</b>	<b>\$1,900,000</b>	<b>\$0</b>	<b>\$1,500,000</b>	<b>\$7,256,9000</b>

## Information Technology

Funding to maintain and improve the City’s core information technology infrastructure in order to provide critical support services to all City departments. These services include systems analysis/design, computer hardware, application software, telecommunications, intranet/internet, and visioning for future technologies for the City. The computing environment is highly centralized leveraging a shared infrastructure. This takes advantage of economies of scale and efficiencies of resource consolidation to provide cost effective computing for departments. The major components include physical and virtualized servers, network area storage, switches, firewalls, VPNs, routers, internet connections, UPS, environmental controls, surveillance, telephone, audio, and visual equipment.

### Program Summary: Information Technology

Information Technology	2025	2026	2027	2028	2029	Total
<b>Equipment</b>						
Body Worn Cameras	—	\$100,000	—	—	—	\$100,000
Body Worn Cameras-2027	—	—	\$100,000	—	—	\$100,000
Body Worn Cameras-2028	—	—	—	\$100,000	—	\$100,000
Body Worn Cameras-2029	—	—	—	—	\$100,000	\$100,000
Fire CAD Upgrade	\$30,000	—	—	—	—	\$30,000
Justice Center Server	—	\$400,000	—	—	—	\$400,000
Library Equipment Replacement	\$100,000	—	—	—	—	\$100,000
NETCO Radio Consortium	\$165,000	—	—	—	—	\$165,000
NETCO Radio Consortium-2026	—	\$650,000	—	—	—	\$650,000
Portable Radios	\$340,000	—	—	—	—	\$340,000
Security Cameras in Parks-2025	\$100,000	—	—	—	—	\$100,000
<b>New Construction</b>						
Fiber Optic - 2025	\$300,000	—	—	—	—	\$300,000
<b>Technology</b>						
Data Center Server - City Hall	—	\$450,000	—	—	—	\$450,000
Microsoft 365/Exchange Update	—	\$170,000	—	—	—	\$170,000
<b>Information Technology Total</b>	<b>\$1,035,000</b>	<b>\$1,890,000</b>	<b>\$100,000</b>	<b>\$100,000</b>	<b>\$100,000</b>	<b>\$3,225,000</b>

## Master Plans/Studies (Systems, Operational, and Legislative Mandates)

Master Plans are developed to provide a road map for future facilities to be installed and/or updated generally within a 20-year timeframe. The City has several System Master Plans which provide guidance in prioritizing projects. These include the 2014 Water and Wastewater Master Plan, 2018 Parks, Recreation, and Open Space Master Plan, and the 2019 Storm Drainage Master Plan.

Studies are initiated to periodically review and update associated fees for water, wastewater, drainage and impact fees. Impact fee studies determine future projects and ensure the associated water, wastewater, and roadway impact fees are appropriate.

### Program Summary: Master Plans/Studies

Master Plans/Studies	2025	2026	2027	2028	2029	Total
Active Transportation Plan	\$148,860	—	—	—	—	\$148,860
L.D. Lockett Pump Station Equipment Assessment	\$25,000	—	—	—	—	\$25,000
Northern Gateway Flood Study	\$100,000	—	—	—	—	\$100,000
Recreation Center Master Plan	\$200,000	—	—	—	—	\$200,000
Water/Wastewater Master Plan	—	—	\$650,000	—	—	\$650,000
<b>Master Plans/Studies Total</b>	<b>\$473,860</b>	<b>\$0</b>	<b>\$650,000</b>	<b>\$0</b>	<b>\$0</b>	<b>\$1,123,860</b>

Other	2025	2026	2027	2028	2029	Total
Economic Development Initiative	—	\$250,000	—	—	—	\$250,000
Economic Development Initiative-2029	—	—	—	—	\$250,000	\$250,000
<b>Other Total</b>	<b>\$0</b>	<b>\$250,000</b>	<b>\$0</b>	<b>\$0</b>	<b>\$250,000</b>	<b>\$500,000</b>

## Parks and Recreation

The Colleyville 2018 Parks, Recreation, and Open Space Master Plan provides direction on program offerings, facility construction and management, general capital improvements, and park amenities. This plan is also intended to establish goals, objectives, policies, and standards to help guide the future development of the City’s parks, recreation, and open space system. Parks improvements are identified by the priorities established through the various boards, committee, and maintenance needs. All projects requiring funding are reviewed and approved by the City Council.

### Program Summary: Parks and Recreation

Parks and Recreation	2025	2026	2027	2028	2029	Total
<b>Drainage Infrastructure</b>						
Nature Center Dredging of Ponds	—	—	\$120,000	—	—	\$120,000
<b>New Construction</b>						
City Park Playground/Splash Pad-2026	—	\$350,000	—	—	—	\$350,000
City Park Playground/Splash Pad-FY25	\$1,100,000	—	—	—	—	\$1,100,000
Green Ribbon Beautification - FY25	\$545,000	—	—	—	—	\$545,000
Green Ribbon Beautification - FY26	—	\$560,000	—	—	—	\$560,000
Green Ribbon Beautification - FY27	—	—	\$505,000	—	—	\$505,000
Heroes Park Renovation-Construction	\$7,000,000	—	—	—	—	\$7,000,000
New Park Amenity-FY25	\$600,000	—	—	—	—	\$600,000
Recreation Center Fence and Signage	\$350,000	—	—	—	—	\$350,000
Senior Center Land Improvement	—	—	—	\$400,000	—	\$400,000
Senior Center Outdoor Fitness	\$100,000	—	—	—	—	\$100,000
<b>Rehabilitation</b>						
Caboose Painting	\$35,000	—	—	—	—	\$35,000
Central Fire Station Landscape and Retaining Walls	\$81,000	—	—	—	—	\$81,000
City Park Baseball Field Improvement	\$85,000	—	—	—	—	\$85,000
Kimzey Park Additional Parking	\$100,000	—	—	—	—	\$100,000
Park Beautification-2025	\$50,000	—	—	—	—	\$50,000
Park Beautification-2026	—	\$50,000	—	—	—	\$50,000
Park Beautification-2027	—	—	\$50,000	—	—	\$50,000
Park Signage/Branding Program - 2025	\$150,000	—	—	—	—	\$150,000
Park Signage/Branding Program - 2026	—	\$150,000	—	—	—	\$150,000
Park Tree Installation Program - 2025	\$50,000	—	—	—	—	\$50,000

<b>Parks and Recreation</b>	<b>2025</b>	<b>2026</b>	<b>2027</b>	<b>2028</b>	<b>2029</b>	<b>Total</b>
Park Tree Installation Program - 2026	—	\$50,000	—	—	—	\$50,000
Park Tree Installation Program - 2027	—	—	\$50,000	—	—	\$50,000
Parks Miscellaneous Improvement Projects	\$200,000	—	—	—	—	\$200,000
Parkway Tree Removal and Replacement - 2025	\$75,000	—	—	—	—	\$75,000
Parkway Tree Removal and Replacement - 2026	—	\$75,000	—	—	—	\$75,000
Parkway Tree Removal and Replacement - 2027	—	—	\$50,000	—	—	\$50,000
Pleasant Run Park Parking Facility - Construction	—	\$250,000	—	—	—	\$250,000
Pleasant Run Park Parking Facility - Design	\$30,000	—	—	—	—	\$30,000
SH26 Christmas Decorations	\$100,000	—	—	—	—	\$100,000
SH26 Electricity in Medians	\$350,000	—	—	—	—	\$350,000
<b>Signage</b>						
Wayfinding Signage - 2025	\$100,000	—	—	—	—	\$100,000
<b>Parks and Recreation Total</b>	<b>\$11,101,000</b>	<b>\$1,485,000</b>	<b>\$775,000</b>	<b>\$400,000</b>	<b>\$0</b>	<b>\$13,761,000</b>

## Sidewalks/Trails

Sidewalk/trail improvements encompass the installation of new sidewalk/trail segments, removal of obstructions along existing segments, and improvements to access ramps to ensure compliance with accessibility standards. Sidewalk/trail improvements are targeted to improve pedestrian mobility and access around schools, recreation areas, community centers, and other high pedestrian uses.

### Program Summary: Sidewalks/Trails

Sidewalks/Trails	2025	2026	2027	2028	2029	Total
<b>New Construction</b>						
Bedford Rd Trail (Glade to Cheek-Sparger)-Construction	—	—	\$1,500,000	—	—	\$1,500,000
Bransford Rd Trail (Field St to Cotton Belt Trail)-Construction	\$1,100,000	—	—	—	—	\$1,100,000
Jackson Rd Trail (Cheek-Sparger to Shenendoah)-Design	—	\$125,000	—	—	—	\$125,000
Montclair Sidewalk-Construction	\$1,200,000	—	—	—	—	\$1,200,000
Sidewalk Connectivity -2026	—	\$500,000	—	—	—	\$500,000
Sidewalk Connectivity -2027	—	—	\$250,000	—	—	\$250,000
Sidewalk Connectivity -2028	—	—	—	\$250,000	—	\$250,000
<b>Sidewalks/Trails Total</b>	<b>\$2,300,000</b>	<b>\$625,000</b>	<b>\$1,750,000</b>	<b>\$250,000</b>	<b>\$250,000</b>	<b>\$5,175,000</b>

## Streets

The Street Capital Improvement Strategy is driven by its mission to provide a safe and reliable street system for effective movement of people, goods and services. The CIP is developed from many sources within the City as well as exterior sources. These sources include:

- **Master Plans.** Master Plans are developed to provide a strategic plan for future infrastructure to be installed generally within a 20 plus year timeframe.
- **Collaboration with other Public Entities.** Ongoing collaboration with other public entities occurs such that transportation/street plans are coordinated and facilities integrated to create a seamless street system. Organizations include surrounding Cities, NCTCOG, TxDOT, and Tarrant County.
- **Corporate Priorities.** Street System improvements are provided in support of City Council- approved priority programs for the development of the City.
- **Legislative and Regulatory Mandates.** The Federal Government through the U.S. Department of Transportation (USDOT) and the Texas Legislature through the Texas Department of Transportation (TxDOT) regulate many standards for the design and operation of associated street components. Compliance with these regulations is typically related to traffic control signage, pavement markings, and various forms of traffic signals.
- **Condition Assessment and Maintenance History.** Staff routinely reviews the operation and maintenance records of the various elements of the Street System infrastructure for rehabilitation to extend the operating life of the asset and minimize maintenance costs by applying appropriate techniques at the most effective time intervals. These types of projects are identified through street assessment studies and the review of maintenance records to identify the appropriate rehabilitation or reconstruction technique that should be applied.
- **CIP Priority Criteria**  
The Street System CIP is directly linked to the goals of: mobility, public safety, improving neighborhoods and communities, and retaining/encouraging economic growth. The specific goals and project prioritization are aligned with citywide strategic goals as reflected in the capital project prioritization system.

Reconstruction of failing streets, and application of various rehabilitation techniques to extend the life cycle of the street such as mill and overlays, overlays, joint/crack sealing, concrete panel/base failure repair, and asphalt sealing and resurfacing. Sub-categories within streets include the following:

- **Bridges:** These improvements include the rehabilitation and/or reconstruction of existing bridges where rehabilitation would not be cost effective. The City utilizes funding to partner with TxDOT and neighboring cities in the rehabilitation of bridge structures such that Federal Bridge monies are maximized. The Pleasant Run Bridge is complete and the Jackson Road Bridge is scheduled to be rehabilitated and/or reconstructed. Funding will be through grants and local match.
- **Intersection Improvements:** Safety and capacity improvements at existing intersections could include the construction of roundabouts, the addition of a right turn lanes, or signalization.
- **Pavement Markings:** Rehabilitation of existing pavement markings throughout the street system encompassing: lane lines, railroad crossings, crosswalks, and school zones.
- **School & Neighborhood Safety:** Rehabilitation and upgrading of existing school zones with new

signage, pavement markings, flashing beacons; and neighborhood speed awareness/warning devices to better manage travel speeds in residential areas.

- **Street Lighting:** Installation of new street lighting in unlighted areas and or rehabilitation of existing lighting systems including new lighting along the SH26 corridor.
- **Traffic Signals:** Installation of new traffic signals, system and communication network elements, and the rehabilitation of existing signals and system components.

**Program Summary: Streets**

STREETS	2025	2026	2027	2028	2029	Total
<b>Bridges</b>						
John McCain Bridge Expansion-Design	\$50,000	—	—	—	—	\$50,000
John McCain Bridge Expansion	—	\$450,000	—	—	—	\$450,000
<b>Intersection Improvements</b>						
Bedford Road at Cheek-Sparger Road Roundabout - Construction-FY26	—	\$550,000	—	—	—	\$550,000
Bedford Road at Cheek-Sparger Road Roundabout - Construction-FY27	—	—	\$1,500,000	—	—	\$1,500,000
Bedford Road at Cheek-Sparger Road Roundabout - ROW/DESIGN	\$300,000	—	—	—	—	\$300,000
Cheek-Sparger/Martin Signalization	—	\$1,500,000	—	—	—	\$1,500,000
<b>Pavement Markings</b>						
Street Pavement Marking-2025	\$100,000	—	—	—	—	\$100,000
Street Pavement Marking-2026	—	\$100,000	—	—	—	\$100,000
Street Pavement Marking-2027	—	—	\$100,000	—	—	\$100,000
Street Pavement Marking-2028	—	—	—	\$100,000	—	\$100,000
Street Pavement Marking-2029	—	—	—	—	\$100,000	\$100,000
<b>Reconstruction</b>						
Cheek-Sparger Road (Heritage to Bedford) - Design	\$2,000,000	—	—	—	—	\$2,000,000
Cheek-Sparger Road (Heritage to Bedford) - Design-FY26	—	\$1,000,000	—	—	—	\$1,000,000
Cheek-Sparger Road (Heritage to Bedford) - Construction FY2027	—	—	\$32,000,000	—	—	\$32,000,000
Heritage Bridge Deck Expansion and Right Turn Lane Extension	\$750,000	—	—	—	—	\$750,000
Heritage Avenue -Design (Cheek-Sparger to Guadalupe)	\$550,000	—	—	—	—	\$550,000
Heritage Avenue -Construction (Cheek-Sparger to Guadalupe)	—	\$1,800,000	—	—	—	\$1,800,000
Roberts Road PHII - Construction	\$1,400,000	—	—	—	—	\$1,400,000

<b>STREETS</b>	<b>2025</b>	<b>2026</b>	<b>2027</b>	<b>2028</b>	<b>2029</b>	<b>Total</b>
<b>Rehabilitation</b>	—	—	—	—	—	
Glade Rd West - Design	—	—	—	—	\$250,000	\$250,000
McDonwell School Road Right Turn Lanes	—	—	—	—	\$250,000	\$250,000
Street Maintenance Program-2025	\$1,000,000	—	—	—	—	\$1,000,000
Street Maintenance Program-2026	—	\$750,000	—	—	—	\$750,000
Street Maintenance Program-2027	—	—	\$500,000	—	—	\$500,000
Street Maintenance Program-2028	—	—	—	\$500,000	—	\$500,000
Street Maintenance Program-2029	—	—	—	—	\$750,000	\$750,000
Water Project 17: Monticello - Construction	—	—	—	\$200,000	—	\$200,000
<b>Street Lighting</b>						
Light Pole Painting/Replacement Program-2025	\$50,000	—	—	—	—	\$50,000
Light Pole Painting/Replacement Program-2026	—	\$50,000	—	—	—	\$50,000
Light Pole Painting/Replacement Program-2027	—	—	\$50,000	—	—	\$50,000
<b>STREETS TOTAL</b>	<b>\$6,200,000</b>	<b>\$6,200,000</b>	<b>\$34,150,000</b>	<b>\$800,000</b>	<b>\$1,350,000</b>	<b>\$48,700,000</b>

## Vehicles and Heavy Equipment

The City entered into an agreement with Enterprise Fleet Management, Inc. in 2019 for a managed vehicle program. The program established a proactive replacement plan that maximizes potential equity at the time of resale, reduces operations expenses, and increases safety. The City also maintains various pieces of heavy equipment. The Equipment Replacement Program is updated each year with each piece of equipment evaluated prior to being replaced to verify if it is at the end of its useful life.

### Program Summary: Vehicles and Heavy Equipment

Vehicles/Heavy Equipment	2025	2026	2027	2028	2029	Total
<b>Equipment Replacements</b>						
Backhoe	—	—	\$150,000	—	—	\$150,000
Bear Cat Armored Vehicle	\$77,373	—	—	—	—	\$77,373
Ditch Witch Trencher	\$130,000	—	—	—	—	\$130,000
Mini Excavator	—	\$75,000	—	—	—	\$75,000
Vactor Truck	\$515,000	—	—	—	—	\$515,000
<b>Vehicles/Heavy Equipment Total</b>	<b>\$722,373</b>	<b>\$75,000</b>	<b>\$150,000</b>	<b>\$0</b>	<b>\$0</b>	<b>\$947,373</b>

## Wastewater and Water Renewals

Various projects were identified in the 2014 Water and Wastewater Master Plan, requiring investments to improve water and wastewater infrastructure. In addition, staff routinely review the operation and maintenance records of water and wastewater mains and facilities for rehabilitation or replacement needs due to high maintenance costs.

### Program Summary: Wastewater

Wastewater	2025	2026	2027	2028	2029	Total
<b>Wastewater Renewals</b>						
Melrose Park Wastewater	—	\$325,000	—	—	—	\$325,000
Woodbriar and Quail Crest Water/WW - PH I Construction-FY25	\$2,000,000	—	—	—	—	\$2,000,000
WW Project 10: Rehabilitation of Priority 2 Manholes-FY25	\$150,000	—	—	—	—	\$150,000
<b>Wastewater Total</b>	<b>\$2,150,000</b>	<b>\$325,000</b>	<b>\$0</b>	<b>\$0</b>	<b>\$0</b>	<b>\$2,475,000</b>

### Program Summary: Water

Water	2025	2026	2027	2028	2029	Total
<b>Drainage Infrastructure</b>						
Water Project 11: Tinker Road Water/Drainage/Road Reconstruction-FY25	\$200,000	—	—	—	—	\$200,000
<b>Equipment</b>						
Advanced Metering Infrastructure (AMI) FY2026	—	\$150,000	—	—	—	\$150,000
L.D. Lockett Pump Station Equipment Replacement	—	—	\$100,000	—	—	\$100,000
L.D. Lockett Pump Station Equipment Replacement-2028	—	—	—	\$100,000	—	\$100,000
Water Tower Tank Mixers	\$250,000	—	—	—	—	\$250,000
<b>Street Network</b>						
Water Project 5: Brighton Oaks Water/Street Rehabilitation	—	\$2,550,000	—	—	—	\$2,550,000
<b>Wastewater Renewals</b>						
Water Project 11: Tinker Road Water/Drainage/Road Reconstruction-FY25	\$200,000	—	—	—	—	\$200,000

### Water Renewals

Jackson Road Waterline Relocation	\$750,000	—	—	—	—	\$750,000
Water Project 11: Tinker Road Water/Drainage/Road Reconstruction-FY25	\$600,000	—	—	—	—	\$600,000
Water Project 13: Glade at Old Oak and SH121 - Design	—	—	\$200,000	—	—	\$200,000
Water Project 15: Rustic Oaks - Design - 2027	—	—	\$400,000	—	—	\$400,000
Water Project 15: Rustic Oaks - Design - 2029	—	—	—	—	\$400,000	\$400,000
Water Project 17: Monticello - Construction	—	—	—	\$1,800,000	—	\$1,800,000
Water Project 17: Monticello - Design	—	\$200,000	—	—	—	\$200,000
Water Project 18: Pecan Park Estates PHII-Construction - FY25	\$2,275,000	—	—	—	—	\$2,275,000
Water Project 5: Brighton Oaks - Design	\$250,000	—	—	—	—	\$250,000
Water Project 5: Brighton Oaks Water/Street Rehabilitation	—	\$1,900,000	—	—	—	\$1,900,000
Water Tower Painting	—	—	—	—	\$750,000	\$750,000
Woodbriar and Quail Crest Water/WW - PH II Construction	—	\$4,000,000	—	—	—	\$4,000,000
Woodbriar and Quail Crest Water/WW - PH II Design	\$200,000	—	—	—	—	\$200,000
Woodbriar and Quail Crest Water/WW - PH III Construction	—	—	\$1,500,000	—	—	\$1,500,000
Woodbriar and Quail Crest Water/WW - PH III Design	—	\$300,000	—	—	—	\$300,000
Water Project 11: Tinker Road Water/Drainage/Road Reconstruction-FY25	\$200,000	—	—	—	—	\$200,000
<b>Water Total</b>	<b>\$4,725,000</b>	<b>\$9,100,000</b>	<b>\$2,200,000</b>	<b>\$1,900,000</b>	<b>\$1,150,000</b>	<b>\$19,075,000</b>

### Exhibits

- A. Fiscal Year 2025 Individual Project Pages
- B. Fund Balance
- C. 5 Year Capital Improvement Plan FY2025-2029 - Project List

This page intentionally left blank



Exhibit A  
 City of Colleyville  
 Capital Improvement Plan  
 Fiscal Year 2025  
 Project Descriptions

## Drainage

### Bandit Trail Drainage Improvements -Design

**Program Description**

Design project plans and specifications for the installation for drainage improvements in the Western Trails neighborhood on Bandit Trail.

**Strategic Plan Connection**

3.3 Mitigate stormwater runoff and flooding risks

**Total Project Cost \$100,000**

Category	Type	Funding Source	2025
Drainage	Drainage Infrastructure	Drainage Capital Fund	\$100,000.00

### Bedford Road Low Water Crossing - Design

**Program Description**

Design project plans and specifications for drainage improvements at the Bedford Road low water crossing.

**Strategic Plan Connection**

3.3 Mitigate stormwater runoff and flooding risks

**Total Project Cost \$550,000**

Category	Type	Funding Source	2025
Drainage	Drainage Infrastructure	Drainage Capital Fund	\$550,000.00

### Drainage Improvements FY2025

**Program Description**

This project will provide for drainage improvements based upon the Storm Drainage Master Plan.

**Strategic Plan Connection**

3.3 Mitigate stormwater runoff and flooding risks

**Total Project Cost \$100,000**

Category	Type	Funding Source	2025
Drainage	Drainage Infrastructure	TIF	\$50,000.00
Drainage	Drainage Infrastructure	Drainage Capital Fund	\$50,000.00



Exhibit A  
 City of Colleyville  
 Capital Improvement Plan  
 Fiscal Year 2025  
 Project Descriptions

**Wagonwheel and Chisolm - Design**

**Program Description**

Design project plans and specifications for the installation for drainage improvements in the Western Trails neighborhood on Wagonwheel and Chisolm Courts.

**Strategic Plan Connection**

3.3 Mitigate stormwater runoff and flooding risks

**Total Project Cost \$75,000**

Category	Type	Funding Source	2025
Drainage	Drainage Infrastructure	Drainage Capital Fund	\$75,000.00

**Water Project 18: Pecan Park Estates-Construction - FY25**

**Program Description**

This project will connect the storm system on Ponderosa Street to the system on Colleyville Boulevard.

**Strategic Plan Connection**

3.2 Ensure regular repair and replacement of water and wastewater facilities

**Total Project Cost \$350,000**

Category	Type	Funding Source	2025
Drainage	Drainage Infrastructure	Drainage Capital Fund	\$350,000.00



Exhibit A  
 City of Colleyville  
 Capital Improvement Plan  
 Fiscal Year 2025  
 Project Descriptions

**Facilities**

**Awnings at Parks Facility**

**Program Description**

This project will install awnings for City vehicles and equipment at the Parks facility.

**Strategic Plan Connection**

5.3 Provide attractive facilities for leisure and recreation

**Total Project Cost \$200,000**

Category	Type	Funding Source	2025
Facilities	New Construction	CEDC	\$200,000.00

**Caboose Painting**

**Program Description**

This project will paint the caboose located along the Cotton Belt Trail at the Webb House.

**Strategic Plan Connection**

5.3 Provide attractive facilities for leisure and recreation

**Total Project Cost \$35,000**

Category	Type	Funding Source	2025
Facilities	Rehabilitation	Voluntary Park Fund	\$35,000.00

**Colleyville Center Renovation FY2025**

**Program Description**

This project will make improvements to the Colleyville Center.

**Strategic Plan Connection**

5.2 Support a variety of community events, concerts and celebrations  
 5.3 Provide attractive facilities for leisure and recreation

**Total Project Cost \$250,000**

Category	Type	Funding Source	2025
Facilities	Rehabilitation	Capital Projects Fund	\$250,000.00



Exhibit A  
 City of Colleyville  
 Capital Improvement Plan  
 Fiscal Year 2025  
 Project Descriptions

**Fire Training Facility**

**Program Description**

This project will construct a Fire Training Facility.

**Strategic Plan Connection**

5.3 Provide attractive facilities for leisure and recreation

**Total Project Cost \$150,000**

Category	Type	Funding Source	2025
Facilities	New Construction	Grant	\$100,000.00
Facilities	New Construction	Capital Projects Fund	\$50,000.00

**Justice Center Backup Generator**

**Program Description**

The project will replace the back up generator for the Justice Center to provide emergency energy in the event of power outage.

**Strategic Plan Connection**

3.4 Thoroughly plan for future capital investments and associated costs

**Total Project Cost \$971,900**

Category	Type	Funding Source	2025
Facilities	Equipment	Grant	\$728,900.00
Facilities	Equipment	Capital Projects Fund	\$243,000.00

**Justice Center Interior Renovation-FY25**

**Program Description**

This project will replace the carpet and VCT tile, installation of ADA entrance doors, and minor renovations to the Justice Center facility.

**Strategic Plan Connection**

3.4 Thoroughly plan for future capital investments and associated costs

**Total Project Cost \$300,000**

Category	Type	Funding Source	2025
Facilities	Rehabilitation	Capital Projects Fund	\$300,000.00



Exhibit A  
 City of Colleyville  
 Capital Improvement Plan  
 Fiscal Year 2025  
 Project Descriptions

**Parking Facility Pavement Marking-2025**

**Program Description**

The Facility Pavementt Marking program targets the rehabilitation of existing pavement markings for City owned facilities.

**Strategic Plan Connection**

5.3 Provide attractive facilities for leisure and recreation

**Total Project Cost \$50,000**

Category	Type	Funding Source	2025
Facilities	Pavement Markings	Capital Projects Fund	\$50,000.00

**Plaza Stone Restoration**

**Program Description**

This project will restore the limestone at the City Hall Plaza.

**Strategic Plan Connection**

5.3 Provide attractive facilities for leisure and recreation

**Total Project Cost \$125,000**

Category	Type	Funding Source	2025
Facilities	Rehabilitation	TIF	\$125,000.00

**Public Works Service Center Emergency Generator**

**Program Description**

The project will design project plans and specifications and construction of a backup generator at the Public Works Service Center to provide emergency energy in the event of power outage.

**Strategic Plan Connection**

5.3 Provide attractive facilities for leisure and recreation

**Total Project Cost \$190,000**

Category	Type	Funding Source	2025
Facilities	Equipment	Grant	\$190,000.00



Exhibit A  
 City of Colleyville  
 Capital Improvement Plan  
 Fiscal Year 2025  
 Project Descriptions

**Recreation Center HVAC Replacement Phase I**

**Program Description**

This project will provide for Phase I of the replacement of the HVAC equipment at the Recreation Center

**Strategic Plan Connection**

- 5.2 Support a variety of community events, concerts and celebrations
- 5.3 Provide attractive facilities for leisure and recreation

**Total Project Cost \$300,000**

Category	Type	Funding Source	2025
Facilities	Rehabilitation	Capital Projects Fund	\$300,000.00

**Recreation Center North Gym**

**Program Description**

This project will provide for the renovation of the north gym at the Recreation Center.

**Strategic Plan Connection**

- 5.2 Support a variety of community events, concerts and celebrations
- 5.3 Provide attractive facilities for leisure and recreation

**Total Project Cost \$295,000**

Category	Type	Funding Source	2025
Facilities	Rehabilitation	Capital Projects Fund	\$295,000.00



Exhibit A  
 City of Colleyville  
 Capital Improvement Plan  
 Fiscal Year 2025  
 Project Descriptions

**Information Technology**

**Fiber Optic - FY25**

**Program Description**

This is a fiber project that will span approximately six years combining the financial resources of the cities of Colleyville, Grapevine, and the Grapevine/Colleyville Independent School District (GCISD). The City of Grapevine, acting as a contractor, will bore several miles of underground conduit throughout Colleyville and Grapevine to help all three entities deliver fiber to all of their internal buildings in order to replace costly annual fiber leases from internet service providers.

**Strategic Plan Connection**

2.3 Effectively leverage information technology

**Total Project Cost \$300,000**

Category	Type	Funding Source	2025
Information Technology	New Construction	Capital Projects Fund	\$300,000.00

**Fire CAD Upgrade**

**Program Description**

This project will update the Fire CAD system.

**Strategic Plan Connection**

2.3 Effectively leverage information technology

**Total Project Cost \$30,000**

Category	Type	Funding Source	2025
Information Technology	Equipment	Capital Projects Fund	\$30,000.00

**Library Equipment Replacement**

**Program Description**

This project will replace equipment at the Library.

**Strategic Plan Connection**

2.3 Effectively leverage information technology

**Total Project Cost \$100,000**

Category	Type	Funding Source	2025
Information Technology	Equipment	Voluntary Library Fund	\$100,000.00



Exhibit A  
 City of Colleyville  
 Capital Improvement Plan  
 Fiscal Year 2025  
 Project Descriptions

**NETCO Radio Consortium**

**Program Description**

NETCO is a consortium of cities maintaining a trunked radio system in Northeast Tarrant County. The item will provide for the radio system to be upgraded.

**Strategic Plan Connection**

2.1 Provide responsive, efficient City Services

**Total Project Cost \$165,000**

Category	Type	Funding Source	2025
Information Technology	Equipment	Crime Control and Prevention	\$165,000.00

**Portable Radios**

**Program Description**

This item will purchase portable radios.

**Strategic Plan Connection**

2.1 Provide responsive, efficient City Services

**Total Project Cost \$340,000**

Category	Type	Funding Source	2025
Information Technology	Equipment	Crime Control and Prevention	\$340,000.00

**Security Cameras in Parks-2025**

**Program Description**

This project will install security cameras in various parks.

**Strategic Plan Connection**

5.3 Provide attractive facilities for leisure and recreation

**Total Project Cost \$100,000**

Category	Type	Funding Source	2025
Information Technology	Equipment	CEDC	\$100,000.00



Exhibit A  
 City of Colleyville  
 Capital Improvement Plan  
 Fiscal Year 2025  
 Project Descriptions

## Master Plans/Studies

### Active Transportation Plan

**Program Description**

This item provides for the development of an active transportation plan, updating and expanding on elements of the existing City Comprehensive Plan with consideration to: public reception and priorities of proposed projects and concepts, coordination with regional planning efforts, applicability of various recurring funding sources, and feasibility of proposed sidewalk and trail projects and policies.

**Strategic Plan Connection**

3.4 Thoroughly plan for future capital investments and associated costs

**Total Project Cost \$148,860**

Category	Type	Funding Source	2025
Master Plans/Studies	Master Plans/Studies	Grant	\$118,860.00
Master Plans/Studies	Master Plans/Studies	Capital Projects Fund	\$30,000.00

### Northern Gateway Flood Study

**Program Description**

This project is to provide for a flood study for the development of the Northern Gateway property.

**Strategic Plan Connection**

3.4 Thoroughly plan for future capital investments and associated cost

**Total Project Cost \$100,000**

Category	Type	Funding Source	2025
Master Plans/Studies	Drainage Infrastructure	Drainage Capital Fund	\$100,000.00

### Recreation Center Master Plan

**Program Description**

This project will provide for a master plan for the Recreation Center.

**Strategic Plan Connection**

5.2 Support a variety of community events, concerts and celebrations  
 5.3 Provide attractive facilities for leisure and recreation

**Total Project Cost \$200,000**

Category	Type	Funding Source	2025
Master Plans/Studies	Master Plans/Studies	CEDC	\$200,000.00



Exhibit A  
 City of Colleyville  
 Capital Improvement Plan  
 Fiscal Year 2025  
 Project Descriptions

**Parks and Recreation**

**Central Fire Station Landscape and Retaining Walls**

**Program Description**

This project consists of rehabilitation of the landscape at Central Fire Station including the addition of a stamped concrete retaining wall near the monument sign and a retaining wall at the rear of the property.

**Strategic Plan Connection**

5.3 Provide attractive facilities for leisure and recreation

**Total Project Cost \$81,000**

Category	Type	Funding Source	2025
Parks and Recreation	Rehabilitation	TIF	\$46,000.00
Parks and Recreation	Rehabilitation	Capital Projects Fund	\$35,000.00

**City Park Baseball Field Improvement**

**Program Description**

This project consists of rehabilitation of the baseball fields at City Park. These include extension of 3rd base on field 9; backstop net extensions on field 6 and 7; and infield renovation on field 2.

**Strategic Plan Connection**

5.3 Provide attractive facilities for leisure and recreation

**Total Project Cost \$85,000**

Category	Type	Funding Source	2025
Parks and Recreation	Rehabilitation	CEDC	\$85,000.00

**City Park Playground/Splash Pad-FY25**

**Program Description**

This project consists of constructing a new splash pad at the Senior Center

**Strategic Plan Connection**

5.3 Provide attractive facilities for leisure and recreation

**Total Project Cost \$1,100,000**

Category	Type	Funding Source	2025
Parks and Recreation	New Construction	Voluntary Park Fund	\$550,000.00
Parks and Recreation	New Construction	Parkland Dedication Fund	\$400,000.00
Parks and Recreation	New Construction	Capital Projects Fund	\$150,000.00



Exhibit A  
 City of Colleyville  
 Capital Improvement Plan  
 Fiscal Year 2025  
 Project Descriptions

**Green Ribbon Beautification - FY25**

**Program Description**

This project is for the landscape beautification along SH26 from Longwood Drive to John McCain. This is associated with the Green Ribbon Grant program.

**Strategic Plan Connection**

3.4 Thoroughly plan for future capital investments and associated costs

**Total Project Cost \$545,000**

Category	Type	Funding Source	2025
Parks and Recreation	New Construction	Grant	\$400,000.00
Parks and Recreation	New Construction	TIF	\$145,000.00

**Heroes Park Renovation-Construction**

**Program Description**

This project will provide for the renovation of Heroes Park.

**Strategic Plan Connection**

5.3 Provide attractive facilities for leisure and recreation

**Total Project Cost \$7,000,000**

Category	Type	Funding Source	2025
Parks and Recreation	New Construction	TIF	\$7,000,000.00

**Kimzey Park Additional Parking**

**Program Description**

This project will add additional parking at Kimzey Park.

**Strategic Plan Connection**

5.3 Provide attractive facilities for leisure and recreation

**Total Project Cost \$100,000**

Category	Type	Funding Source	2025
Parks and Recreation	Rehabilitation	Voluntary Park Fund	\$100,000.00



Exhibit A  
 City of Colleyville  
 Capital Improvement Plan  
 Fiscal Year 2025  
 Project Descriptions

**New Park Amenity-FY25**

**Program Description**

This project consists of constructing a new park amenity.

**Strategic Plan Connection**

5.3 Provide attractive facilities for leisure and recreation

**Total Project Cost \$600,000**

Category	Type	Funding Source	2025
Parks and Recreation	New Construction	Voluntary Park Fund	\$150,000.00
Parks and Recreation	New Construction	Parkland Dedication Fund	\$150,000.00
Parks and Recreation	New Construction	Capital Projects Fund	\$300,000.00

**Park Beautification-2025**

**Program Description**

This project will make landscape improvements to the park facilities.

**Strategic Plan Connection**

5.3 Provide attractive facilities for leisure and recreation

**Total Project Cost \$50,000**

Category	Type	Funding Source	2025
Parks and Recreation	Rehabilitation	Voluntary Park Fund	\$50,000.00

**Park Signage/Branding Program - 2025**

**Program Description**

This project will provide for branding and subsequent replacement of park signage.

**Strategic Plan Connection**

5.1 Create and sustain an identifiable Colleyville Brand

**Total Project Cost \$150,000**

Category	Type	Funding Source	2025
Parks and Recreation	Rehabilitation	CEDC	\$150,000.00



Exhibit A  
 City of Colleyville  
 Capital Improvement Plan  
 Fiscal Year 2025  
 Project Descriptions

**Park Tree Installation Program-2025**

**Program Description**

This item will provide for additional trees within the City Parks.

**Strategic Plan Connection**

5.3 Provide attractive facilities for leisure and recreation

**Total Project Cost \$50,000**

Category	Type	Funding Source	2025
Parks and Recreation	Rehabilitation	Voluntary Park Fund	\$50,000.00

**Parks Miscellaneous Improvement Projects**

**Program Description**

This project will provide for the rehabilitation of miscallenous parks related enhancement projects.

**Strategic Plan Connection**

5.3 Provide attractive facilities for leisure and recreation

**Total Project Cost \$200,000**

Category	Type	Funding Source	2025
Parks and Recreation	Rehabilitation	Capital Projects Fund	\$200,000.00

**Parkway Tree Removal and Replacement-2025**

**Program Description**

This project provides for an annual contract for parkway tree removal and replacement along creeks, and arterial/collector roads as classified in the City of Colleyville 2015 Thoroughfare Plan.

**Strategic Plan Connection**

5.3 Provide attractive facilities for leisure and recreation

**Total Project Cost \$75,000**

Category	Type	Funding Source	2025
Parks and Recreation	Rehabilitation	Capital Projects Fund	\$75,000.00



Exhibit A  
 City of Colleyville  
 Capital Improvement Plan  
 Fiscal Year 2025  
 Project Descriptions

**Pleasant Run Park Parking Facility - Design**

**Program Description**

This project will provide for the design and specifications of parking lot improvements at the Pleasant Run Park facility.

**Strategic Plan Connection**

5.3 Provide attractive facilities for leisure and recreation

**Total Project Cost \$30,000**

Category	Type	Funding Source	2025
Parks and Recreation	Rehabilitation	Tomorrow Fund Parks	\$30,000.00

**Recreation Center Fence and Signage**

**Program Description**

This project consists of the installation of fencing and signage at the Recreation Center.

**Strategic Plan Connection**

5.3 Provide attractive facilities for leisure and recreation

**Total Project Cost \$350,000**

Category	Type	Funding Source	2025
Parks and Recreation	New Construction	Tomorrow Fund Parks	\$200,000.00
Parks and Recreation	New Construction	TIF	\$150,000.00

**Senior Center Outdoor Fitness**

**Program Description**

This project consists of constructing a new outdoor fitness area at the Senior Center

**Strategic Plan Connection**

5.3 Provide attractive facilities for leisure and recreation

**Total Project Cost \$100,000**

Category	Type	Funding Source	2025
Parks and Recreation	New Construction	Parkland Dedication Fund	\$100,000.00



Exhibit A  
 City of Colleyville  
 Capital Improvement Plan  
 Fiscal Year 2025  
 Project Descriptions

**SH26 Christmas Decorations**

**Program Description**

This project is for the Christmas decorations along the SH26 corridor.

**Strategic Plan Connection**

5.3 Provide attractive facilities for leisure and recreation

**Total Project Cost \$100,000**

Category	Type	Funding Source	2025
Parks and Recreation	Rehabilitation	TIF	\$100,000.00

**SH26 Electricity in Medians**

**Program Description**

This project is add additional electricity along the medians of SH26.

**Strategic Plan Connection**

5.3 Provide attractive facilities for leisure and recreation

**Total Project Cost \$350,000**

Category	Type	Funding Source	2025
Parks and Recreation	Rehabilitation	TIF	\$350,000.00

**Wayfinding Signage - 2025**

**Program Description**

This project will provide for wayfinding signage throughout the City.

**Strategic Plan Connection**

5.1 Create and sustain an identifiable Colleyville Brand

**Total Project Cost \$100,000**

Category	Type	Funding Source	2025
Parks and Recreation	Signage	TIF	\$100,000.00



Exhibit A  
 City of Colleyville  
 Capital Improvement Plan  
 Fiscal Year 2025  
 Project Descriptions

## Sidewalks

### Bransford Rd Trail (Field St to Cotton Belt Trail)-Construction

**Program Description**

This project is to provide for the construction of a trail along Bransford Road from Field Street to the Cotton Belt Trail

**Strategic Plan Connection**

3.4 Thoroughly plan for future capital investments and associated cost

**Total Project Cost \$1,100,000**

Category	Type	Funding Source	2025
Sidewalks	New Construction	Capital Projects Fund	\$1,100,000.00

### Montclair Sidewalk-Construction

**Program Description**

This project will provide for the construction of ~2,700 linear feet of sidewalk along Montclair Drive from Hall-Johnson to Glade Road.

**Strategic Plan Connection**

3.4 Thoroughly plan for future capital investments and associated cost

**Total Project Cost \$1,200,000**

Category	Type	Funding Source	2025
Sidewalks	New Construction	TIF	\$400,000.00
Sidewalks	New Construction	Capital Projects Fund	\$800,000.00



Exhibit A  
 City of Colleyville  
 Capital Improvement Plan  
 Fiscal Year 2025  
 Project Descriptions

**Streets**

**Bedford Road at Cheek-Sparger Road Roundabout - ROW/DESIGN**

**Program Description**

Design project plans and specification and right-of-way acquisition for a roundabout at the intersection of Bedford Road and Cheek-Sparger.

**Strategic Plan Connection**

3.1 Upgrade the condition of major roads and neighborhood streets

**Total Project Cost \$300,000**

Category	Type	Funding Source	2025
Streets	Intersection Improvements	TIF	\$300,000.00

**Cheek-Sparger Road (Heritage to Bedford) - Design**

**Program Description**

Design project plans and specifications for road reconstruction, installation of storm sewer, water/wastewater, trails and/or sidewalks along Cheek-Sparger from Heritage Avenue to Bedford Road. Project is partially funded through the Tarrant County 2021 Transportation Bond Program.

**Strategic Plan Connection**

3.1 Upgrade the condition of major roads and neighborhood streets

**Total Project Cost \$2,000,000**

Category	Type	Funding Source	2025
Streets	Reconstruction	TIF	\$2,000,000.00

**Heritage Avenue -Design (Cheek-Sparger to Guadalupe)**

**Program Description**

Design project plans and specifications for the reconstruction of Heritage Avenue from Cheek-Sparger to Guadalupe.

**Strategic Plan Connection**

3.1 Upgrade the condition of major roads and neighborhood streets

**Total Project Cost \$550,000**

Category	Type	Funding Source	2025
Streets	Reconstruction	Grant	\$275,000.00
Streets	Reconstruction	Capital Projects Fund	\$275,000.00



Exhibit A  
 City of Colleyville  
 Capital Improvement Plan  
 Fiscal Year 2025  
 Project Descriptions

**Heritage Bridge Deck Expansion and Right Turn Lane Extension**

**Program Description**

Design project plans and specifications for intersection improvements on the North side of the Heritage Avenue and Cheek-Sparger intersection. Project includes design, right-of-way acquisition, and construction.

**Strategic Plan Connection**

3.1 Upgrade the condition of major roads and neighborhood streets

**Total Project Cost \$750,000**

Category	Type	Funding Source	2025
Streets	Reconstruction	Grant	\$375,000.00
Streets	Reconstruction	Capital Projects Fund	\$375,000.00

**Heritage Bridge Over LBC Scour Countermeasure Construction**

**Program Description**

This project will provide for plans, specification and repairs necessary for scour countermeasure construction at the Heritage bridge over Little Bear Creek.

**Strategic Plan Connection**

3.1 Upgrade the condition of major roads and neighborhood streets  
 3.3 Mitigate storm water runoff and flooding risks

**Total Project Cost \$450,000**

Category	Type	Funding Source	2025
Streets	Bridges	Drainage Capital Fund	\$450,000.00

**John McCain Bridge Expansion-Design**

**Program Description**

This project will include the design of plans and specifications for the replacement of the bridge along John McCain Road west of Monticello Parkway and crossing White Chapel Creek.

**Strategic Plan Connection**

3.3 Mitigate stormwater runoff and flooding risks

**Total Project Cost \$50,000**

Category	Type	Funding Source	2025
Streets	Bridges	TIF	\$50,000.00



Exhibit A  
 City of Colleyville  
 Capital Improvement Plan  
 Fiscal Year 2025  
 Project Descriptions

**Light Pole Painting/Replacement Program-2025**

**Program Description**

This item will provide for light pole painting and replacement as needed throughout the City.

**Strategic Plan Connection**

3.1 Upgrade the condition of major roads and neighborhood streets

**Total Project Cost \$50,000**

Category	Type	Funding Source	2025
Streets	Street Lighting	Capital Projects Fund	\$50,000.00

**Roberts Road PHII - Construction**

**Program Description**

This project provides for the rehabilitation of Roberts Road from Glade Road to the Grapevine city limits.

**Strategic Plan Connection**

3.1 Upgrade the condition of major roads and neighborhood streets

**Total Project Cost \$1,400,000**

Category	Type	Funding Source	2025
Streets	Reconstruction	TIF	\$1,000,000.00
Streets	Reconstruction	Capital Projects Fund	\$400,000.00

**Street Maintenance Program-2025**

**Program Description**

The Street Maintenance Program consists of multiple techniques including mill and overlay, asphalt overlay, and concrete panel replacements or repair of public streets in order to preserve and extend the life of the pavement. Projects are completed by either an ILA with Tarrant County for asphalt streets or through bidding procedures.

**Strategic Plan Connection**

3.1 Upgrade the condition of major roads and neighborhood streets

**Total Project Cost \$1,000,000**

Category	Type	Funding Source	2025
Streets	Rehabilitation	Capital Projects Fund	\$1,000,000.00



Exhibit A  
City of Colleyville  
Capital Improvement Plan  
Fiscal Year 2025  
Project Descriptions

**Street Pavement Marking-2025**

**Program Description**

The Street Pavement Marking program targets the rehabilitation of existing pavement markings throughout the street system such as lane lines, railroad crossings, crosswalks, and school zones.

**Strategic Plan Connection**

3.1 Upgrade the condition of major roads and neighborhood streets

**Total Project Cost \$100,000**

Category	Type	Funding Source	2025
Streets	Pavement Markings	Capital Projects Fund	\$100,000.00



Exhibit A  
 City of Colleyville  
 Capital Improvement Plan  
 Fiscal Year 2025  
 Project Descriptions

## Vehicles and Heavy Equipment

### Bear Cat Armored Vehicle

**Program Description**

This item will purchase a Bear Cat Armored Vehicle for the Police Department.

**Strategic Plan Connection**

2.1 Provide responsive, efficient City Services

**Total Project Cost \$77,373**

Category	Type	Funding Source	2025
Vehicles and Heavy Equipme	Vehicles/Heavy Equipment	Crime Control and Prevention	\$77,373.00

### Ditch Witch Trencher

**Program Description**

This item includes the purchase of a Ditch Witch trencher to be utilized in the Public Works Water/Wastewater Division.

**Strategic Plan Connection**

2.1 Provide responsive, efficient city services

**Total Project Cost \$130,000**

Category	Type	Funding Source	2025
Vehicles and Heavy Equipme	Vehicles/Heavy Equipment	Capital Utility Fund	\$130,000.00

### Vactor Truck

**Program Description**

This item includes the purchase of a vactor truck to be utilized in the Public Works Water/Wastewater Division.

**Strategic Plan Connection**

2.1 Provide responsive, efficient city services

**Total Project Cost \$515,000**

Category	Type	Funding Source	2025
Vehicles and Heavy Equipme	Vehicles/Heavy Equipment	Capital Utility Fund	\$515,000.00



Exhibit A  
 City of Colleyville  
 Capital Improvement Plan  
 Fiscal Year 2025  
 Project Descriptions

**Wastewater**

**Woodbriar and Quail Crest Water/WW - PH I Construction-FY25**

**Program Description**

Installation of new water and wastewater lines throughout the Woodbriar Estates and Quail Crest Subdivisions as identified as Water Project 6 and Wastewater Project 1 in the 2014 Water and Wastewater Master Plan. The project includes mill and overlay of the streets once the utilities phase of the project is complete.

**Strategic Plan Connection**

3.2 Ensure regular repair and replacement of water and wastewater facilities

**Total Project Cost \$2,000,000**

Category	Type	Funding Source	2025
Wastewater	Wastewater Renewals	Capital Utility Fund	\$2,000,000.00

**WW Project 10: Rehabilitation of Priority 2 Manholes-FY25**

**Program Description**

This project involves the rehabilitation of Priority 2 manholes throughout the City identified in the manhole assessment in conjunction with the formation of the Master Plan.

**Strategic Plan Connection**

3.2 Ensure regular repair and replacement of water and wastewater facilities

**Total Project Cost \$150,000**

Category	Type	Funding Source	2025
Wastewater	Wastewater Renewals	Capital Utility Fund	\$150,000.00



Exhibit A  
 City of Colleyville  
 Capital Improvement Plan  
 Fiscal Year 2025  
 Project Descriptions

**Water**

**Jackson Road Waterline Relocation**

**Program Description**

This project will relocate the waterline after the Jackson Road bridge replacement project is complete.

**Strategic Plan Connection**

3.2 Ensure regular repair and replacement of water and wastewater facilities

**Total Project Cost \$750,000**

Category	Type	Funding Source	2025
Water	Water Renewals	Capital Utility Fund	\$750,000.00

**L.D. Lockett Pump Station Equipment Assessment**

**Program Description**

The project will provide for an assessment of the pumps, motors, and starters at the LD Lockett pump station. The assessment is necessary to ensure the regular repair and replacement of equipment.

**Strategic Plan Connection**

3.2 Ensure regular repair and replacement of water and wastewater facilities

**Total Project Cost \$25,000**

Category	Type	Funding Source	2025
Water	Equipment	Capital Utility Fund	\$25,000.00

**Water Project 11: Tinker Road Water/Drainage/Road Reconstruction-FY25**

**Program Description**

The project includes installation ~2,570 feet of 10" PVC water lines along Tinker Road, as identified in the 2014 Water and Wastewater Master Plan. This project will rehabilitate Tinker Road from Pleasant Run to Highway 26.

**Strategic Plan Connection**

3.1 Upgrade the condition of major roads and neighborhood streets  
 3.2 Ensure regular repair and replacement of water and wastewater facilities

**Total Project Cost \$1,000,000**

Category	Type	Funding Source	2025
Water	Water Renewals	Water Impact Fees	\$200,000.00
Water	Water Renewals	Wastewater Impact Fees	\$200,000.00
Water	Water Renewals	TIF	\$200,000.00
Water	Water Renewals	Drainage Capital Fund	\$200,000.00
Water	Water Renewals	Capital Projects Fund	\$200,000.00



Exhibit A  
 City of Colleyville  
 Capital Improvement Plan  
 Fiscal Year 2025  
 Project Descriptions

**Water Project 18: Pecan Park Estates PHII-Construction - FY25**

**Program Description**

Installation of ~3,940 feet of 8" PVC water line throughout the neighborhood as identified in the 2014 Water and Wastewater Master Plan. Road surfaces within the neighborhood will be rehabilitated once the water line is installed.

**Strategic Plan Connection**

3.2 Ensure regular repair and replacement of water and wastewater facilities

**Total Project Cost \$2,275,000**

Category	Type	Funding Source	2025
Water	Water Renewals	Water Impact Fees	\$650,000.00
Water	Water Renewals	Wastewater Impact Fees	\$150,000.00
Water	Water Renewals	Capital Utility Fund	\$800,000.00
Water	Water Renewals	Drainage Capital Fund	\$300,000.00
Water	Water Renewals	Capital Projects Fund	\$375,000.00

**Water Project 5: Brighton Oaks - Design**

**Program Description**

Design project plans and specifications for water line renewals including the installation of 179 LF and 10,027 LF of 6" and 8" PVC respectively as identified in the 2014 Water and Wastewater Master Plan. Project includes rehabilitation of the affected streets once the upsizing project is complete.

**Strategic Plan Connection**

3.2 Ensure regular repair and replacement of water and wastewater facilities

**Total Project Cost \$250,000**

Category	Type	Funding Source	2025
Water	Water Renewals	Water Impact Fees	\$250,000.00

**Water Tower Tank Mixers**

**Program Description**

This project will provide for water tower tank mixers to be installed at the L.D. Lockett, Johnson, and McPherson water towers.

**Strategic Plan Connection**

3.2 Ensure regular repair and replacement of water and wastewater facilities

**Total Project Cost \$250,000**

Category	Type	Funding Source	2025
Water	Equipment	Capital Utility Fund	\$250,000.00



Exhibit A  
 City of Colleyville  
 Capital Improvement Plan  
 Fiscal Year 2025  
 Project Descriptions

**Woodbriar and Quail Crest Water/WW - PH II Design**

**Program Description**

Design project plans and specifications for the installation of new water and wastewater lines throughout the Woodbriar Estates and Quail Crest Subdivisions as identified as Water Project 12 and Wastewater Project 1 (Continuation) in the 2014 Water and Wastewater Master Plan.

**Strategic Plan Connection**

3.2 Ensure regular repair and replacement of water and wastewater facilities

**Total Project Cost \$200,000**

Category	Type	Funding Source	2025
Water	Water Renewals	Capital Utility Fund	\$200,000.00

Exhibit B  
Fund Balance  
Fiscal Year 2025-2029

Year	Title	Total Project Cost	Capital Projects Fund	Impact Fees (Roadway)	Capital Utility Fund	CCPD (Crime Control and Prevention)	CEDC (Parks, Trails & Libraries)	Drainage Fund	TIF	Grant	Parkland Dedication Fund	Tomorrow Fund - Colleyville	Tomorrow Fund - Parks	Voluntary Park Fund	Voluntary Library Fund	Library Bldg Donation	Tree Preservation	Wastewater Impact Fees	Water Impact Fees
2024	10/1/2023 Available Balance	\$39,872,248	\$7,372,361	\$4,874,831	\$9,391,723	\$3,661,030	\$7,518,652	\$1,620,939	(\$3,186,418)	(\$246,526)	\$654,198	\$64,552	\$943,625	\$1,270,432	\$574,401	\$66,543	\$336,476	\$1,033,825	\$3,921,605
	Sum Of Total Project Cost:	\$12,471,000	\$5,130,000	\$625,000	\$3,041,000	\$0	\$625,000	\$1,100,000	\$975,000	\$0	\$0	\$0	\$0	\$50,000	\$0	\$0	\$0	\$300,000	\$625,000
	(-) Operational Costs not included in project list	(\$8,325,012)	\$0	\$0	(\$403,719)	(\$2,897,204)	(\$2,821,356)	(\$121,881)	(\$1,870,852)	\$0	\$0	\$0	\$0	\$0	(\$190,000)	(\$20,000)	\$0	\$0	\$0
	(-/+) Transfers in/out	\$4,601,100	\$2,500,000	\$0	\$1,331,100	\$0	\$0	\$770,000	\$0	\$0	\$0	\$0	\$0	\$0	\$0	\$0	\$0	\$0	\$0
	(+) FY24 Budgeted Contribution	\$14,717,455	\$266,000	\$222,000	\$1,523,526	\$2,937,977	\$2,850,000	\$74,105	\$5,742,121	\$246,526	\$36,200	\$0	\$50,000	\$230,000	\$203,000	\$26,000	\$14,000	\$89,000	\$207,000
2025	Estimated 10/1/2024 Available Balance	\$38,394,791	\$5,008,361	\$4,471,831	\$8,801,630	\$3,701,803	\$6,922,296	\$1,243,163	(\$290,148)	\$0	\$690,398	\$64,552	\$993,625	\$1,450,432	\$587,401	\$72,543	\$350,476	\$822,825	\$3,503,605
	Sum Of Total Project Cost:	\$33,164,133	\$7,283,000	\$0	\$4,820,000	\$582,373	\$735,000	\$2,175,000	\$12,016,000	\$2,187,760	\$650,000	\$0	\$230,000	\$935,000	\$100,000	\$0	\$0	\$350,000	\$1,100,000
	(-) Operational Costs not included in project list	(\$8,884,531)	\$0	\$0	(\$140,711)	(\$3,300,045)	(\$2,632,985)	(\$147,932)	(\$2,467,858)	\$0	\$0	\$0	\$0	\$0	(\$195,000)	\$0	\$0	\$0	\$0
	(-/+) Transfers in/out	\$3,831,100	\$1,500,000	\$0	\$1,331,100	\$0	\$0	\$1,000,000	\$0	\$0	\$0	\$0	\$0	\$0	\$0	\$0	\$0	\$0	\$0
	(+) FY25 Budgeted Contribution	\$16,446,960	\$66,500	\$151,000	\$997,800	\$3,568,200	\$2,660,000	\$75,700	\$6,055,000	\$2,187,760	\$35,000	\$0	\$25,000	\$198,500	\$189,000	\$0	\$7,500	\$78,000	\$152,000
2026	Estimated 10/1/2025 Available Balance	\$16,624,187	(\$708,139)	\$4,622,831	\$6,169,819	\$3,387,585	\$6,214,311	(\$4,069)	(\$8,719,006)	\$0	\$75,398	\$64,552	\$788,625	\$713,932	\$481,401	\$72,543	\$357,976	\$550,825	\$2,555,605
	Sum Of Total Project Cost:	\$25,075,000	\$5,090,000	\$2,650,000	\$2,900,000	\$400,000	\$150,000	\$2,600,000	\$2,135,000	\$5,050,000	\$0	\$0	\$250,000	\$450,000	\$0	\$0	\$0	\$750,000	\$2,650,000
	(-) Operational Costs not included in project list	(\$8,484,881)	\$0	\$0	(\$200,000)	(\$3,305,597)	(\$2,704,230)	\$0	(\$2,080,054)	\$0	\$0	\$0	\$0	\$0	(\$195,000)	\$0	\$0	\$0	\$0
	(-/+) Transfers in/out	\$4,531,100	\$2,000,000	\$0	\$1,331,100	\$0	\$0	\$1,200,000	\$0	\$0	\$0	\$0	\$0	\$0	\$0	\$0	\$0	\$0	\$0
	(+) FY26 Budgeted Contribution	\$24,407,000	\$33,250	\$100,500	\$824,000	\$3,620,200	\$2,712,000	\$34,500	\$11,415,550	\$5,050,000	\$12,500	\$0	\$12,500	\$180,000	\$180,000	\$0	\$5,000	\$76,000	\$151,000
2027	Estimated 10/1/2026 Available Balance	\$12,002,406	(\$3,764,889)	\$2,073,331	\$5,224,919	\$3,302,187	\$6,072,081	(\$1,369,569)	(\$1,518,511)	\$0	\$87,898	\$64,552	\$551,125	\$443,932	\$466,401	\$72,543	\$362,976	(\$123,175)	\$56,605
	Sum Of Total Project Cost:	\$42,700,000	\$3,075,000	\$2,000,000	\$5,000,000	\$0	\$120,000	\$925,000	\$2,830,000	\$28,650,000	\$100,000	\$0	\$0	\$0	\$0	\$0	\$0	\$0	\$0
	(-) Operational Costs not included in project list	(\$8,380,776)	\$0	\$0	(\$200,000)	(\$3,415,263)	(\$2,777,956)	\$0	(\$1,792,557)	\$0	\$0	\$0	\$0	\$0	(\$195,000)	\$0	\$0	\$0	\$0
	(-/+) Transfers in/out	\$4,531,100	\$2,000,000	\$0	\$1,331,100	\$0	\$0	\$1,200,000	\$0	\$0	\$0	\$0	\$0	\$0	\$0	\$0	\$0	\$0	\$0
	(+) FY27 Budgeted Contribution	\$43,000,202	\$33,250	\$100,500	\$794,000	\$3,673,240	\$2,765,040	\$17,250	\$6,360,172	\$28,650,000	\$12,500	\$0	\$6,250	\$180,000	\$180,000	\$0	\$2,500	\$75,250	\$150,250
2028	Estimated 10/1/2027 Available Balance	\$8,452,932	(\$4,806,639)	\$173,831	\$2,150,019	\$3,560,165	\$5,939,165	(\$1,077,319)	\$219,104	\$0	\$398	\$64,552	\$557,375	\$623,932	\$451,401	\$72,543	\$365,476	(\$47,925)	\$206,855
	Sum Of Total Project Cost:	\$4,675,000	\$1,150,000	\$0	\$1,600,000	\$0	\$400,000	\$1,225,000	\$0	\$0	\$0	\$0	\$0	\$0	\$0	\$0	\$0	\$0	\$300,000
	(-) Operational Costs not included in project list	(\$8,384,157)	\$0	\$0	(\$200,000)	(\$3,529,204)	(\$2,854,256)	\$0	(\$1,605,697)	\$0	\$0	\$0	\$0	\$0	(\$195,000)	\$0	\$0	\$0	\$0
	(-/+) Transfers in/out	\$4,531,100	\$2,000,000	\$0	\$1,331,100	\$0	\$0	\$1,200,000	\$0	\$0	\$0	\$0	\$0	\$0	\$0	\$0	\$0	\$0	\$0
	(+) FY28 Budgeted Contribution	\$14,494,130	\$33,250	\$100,500	\$794,000	\$3,727,341	\$2,819,141	\$5,000	\$6,423,774	\$0	\$0	\$0	\$3,125	\$180,000	\$180,000	\$0	\$2,500	\$75,250	\$150,250
2029	Estimated 10/1/2028 Available Balance	\$14,419,004	(\$3,923,389)	\$274,331	\$2,475,119	\$3,758,302	\$5,504,049	(\$1,097,319)	\$5,037,180	\$0	\$398	\$64,552	\$560,500	\$803,932	\$436,401	\$72,543	\$367,976	\$27,325	\$57,105
	Sum Of Total Project Cost:	\$4,900,000	\$2,825,000	\$500,000	\$1,150,000	\$0	\$0	\$300,000	\$125,000	\$0	\$0	\$0	\$0	\$0	\$0	\$0	\$0	\$0	\$0
	(-) Operational Costs not included in project list	(\$8,595,154)	\$0	\$0	(\$200,000)	(\$3,647,589)	(\$2,933,226)	\$0	(\$1,619,340)	\$0	\$0	\$0	\$0	\$0	(\$195,000)	\$0	\$0	\$0	\$0
	(-/+) Transfers in/out	\$4,531,100	\$17,134,261	\$0	\$5,331,100	\$0	\$0	\$1,200,000	(\$19,134,261)	\$0	\$0	\$0	\$0	\$0	\$0	\$0	\$0	\$0	\$0
	(+) FY28 Budgeted Contribution	\$27,667,171	\$33,250	\$100,500	\$794,000	\$3,782,524	\$2,874,324	\$5,000	\$19,488,011	\$0	\$0	\$0	\$1,563	\$180,000	\$180,000	\$0	\$2,500	\$75,250	\$150,250

Exhibit C  
5 Year Capital Improvement Plan  
Fiscal Year 2025-2029

Year	Title	Total Project Cost	Capital Projects Fund	Impact Fees (Roadway)	Capital Utility Fund	CCPD (Crime Control and Prevention)	CEDC (Parks, Trails & Libraries)	Drainage Fund	TIF	Grant	Parkland Dedication Fund	Tomorrow Fund - Colleyville	Tomorrow Fund - Parks	Voluntary Park Fund	Voluntary Library Fund	Library Bldg Donation	Tree Preservation	Wastewater Impact Fees	Water Impact Fees
2024	10/1/2023 Available Balance	\$39,872,248	\$7,372,361	\$4,874,831	\$9,391,723	\$3,661,030	\$7,518,652	\$1,620,939	(\$3,186,418)	(\$246,526)	\$654,198	\$64,552	\$943,625	\$1,270,432	\$574,401	\$66,543	\$336,476	\$1,033,825	\$3,921,605
	Sum Of Total Project Cost:	\$12,471,000	\$5,130,000	\$625,000	\$3,041,000	\$0	\$625,000	\$1,100,000	\$975,000	\$0	\$0	\$0	\$0	\$50,000	\$0	\$0	\$0	\$300,000	\$625,000
	(-) Operational Costs not included in project list	(\$8,325,012)	\$0	\$0	(\$403,719)	(\$2,897,204)	(\$2,821,356)	(\$121,881)	(\$1,870,852)	\$0	\$0	\$0	\$0	\$0	(\$190,000)	(\$20,000)	\$0	\$0	\$0
	(-/+) Transfers in/out	\$4,601,100	\$2,500,000	\$0	\$1,331,100	\$0	\$0	\$770,000	\$0	\$0	\$0	\$0	\$0	\$0	\$0	\$0	\$0	\$0	\$0
	(+) FY24 Budgeted Contribution	\$14,717,455	\$266,000	\$222,000	\$1,523,526	\$2,937,977	\$2,850,000	\$74,105	\$5,742,121	\$246,526	\$36,200	\$0	\$50,000	\$230,000	\$203,000	\$26,000	\$14,000	\$89,000	\$207,000
2025	Estimated 10/1/2024 Available Balance	\$38,394,791	\$5,008,361	\$4,471,831	\$8,801,630	\$3,701,803	\$6,922,296	\$1,243,163	(\$290,148)	\$0	\$690,398	\$64,552	\$993,625	\$1,450,432	\$587,401	\$72,543	\$350,476	\$822,825	\$3,503,605
	Active Transportation Plan	\$148,860	\$30,000	\$0	\$0	\$0	\$0	\$0	\$0	\$118,860	\$0	\$0	\$0	\$0	\$0	\$0	\$0	\$0	\$0
	Awnings at Parks Facility	\$200,000	\$0	\$0	\$0	\$0	\$200,000	\$0	\$0	\$0	\$0	\$0	\$0	\$0	\$0	\$0	\$0	\$0	\$0
	Bandit Trail Drainage Improvements -Design	\$100,000	\$0	\$0	\$0	\$0	\$0	\$100,000	\$0	\$0	\$0	\$0	\$0	\$0	\$0	\$0	\$0	\$0	\$0
	Bear Cat Armored Vehicle	\$77,373	\$0	\$0	\$0	\$77,373	\$0	\$0	\$0	\$0	\$0	\$0	\$0	\$0	\$0	\$0	\$0	\$0	\$0
	Bedford Road at Cheek-Sparger Road Roundabout - ROW/DES	\$300,000	\$0	\$0	\$0	\$0	\$0	\$0	\$300,000	\$0	\$0	\$0	\$0	\$0	\$0	\$0	\$0	\$0	\$0
	Bedford Road Low Water Crossing - Design	\$550,000	\$0	\$0	\$0	\$0	\$0	\$550,000	\$0	\$0	\$0	\$0	\$0	\$0	\$0	\$0	\$0	\$0	\$0
	Bransford Rd Trail (Field St to Cotton Belt Trail)-Construction	\$1,100,000	\$1,100,000	\$0	\$0	\$0	\$0	\$0	\$0	\$0	\$0	\$0	\$0	\$0	\$0	\$0	\$0	\$0	\$0
	Caboose Painting	\$35,000	\$0	\$0	\$0	\$0	\$0	\$0	\$0	\$0	\$0	\$0	\$0	\$35,000	\$0	\$0	\$0	\$0	\$0
	Central Fire Station Landscape and Retaining Walls	\$81,000	\$35,000	\$0	\$0	\$0	\$0	\$0	\$46,000	\$0	\$0	\$0	\$0	\$0	\$0	\$0	\$0	\$0	\$0
	Cheek-Sparger Road (Heritage to Bedford) - Design	\$2,000,000	\$0	\$0	\$0	\$0	\$0	\$0	\$2,000,000	\$0	\$0	\$0	\$0	\$0	\$0	\$0	\$0	\$0	\$0
	City Park Baseball Field Improvement	\$85,000	\$0	\$0	\$0	\$0	\$85,000	\$0	\$0	\$0	\$0	\$0	\$0	\$0	\$0	\$0	\$0	\$0	\$0
	City Park Playground/Splash Pad-FY25	\$1,100,000	\$150,000	\$0	\$0	\$0	\$0	\$0	\$0	\$0	\$400,000	\$0	\$0	\$550,000	\$0	\$0	\$0	\$0	\$0
	Colleyville Center Renovation FY2025	\$250,000	\$250,000	\$0	\$0	\$0	\$0	\$0	\$0	\$0	\$0	\$0	\$0	\$0	\$0	\$0	\$0	\$0	\$0
	Ditch Witch Trencher	\$130,000	\$0	\$0	\$130,000	\$0	\$0	\$0	\$0	\$0	\$0	\$0	\$0	\$0	\$0	\$0	\$0	\$0	\$0
	Drainage Improvements FY2025	\$100,000	\$0	\$0	\$0	\$0	\$0	\$50,000	\$50,000	\$0	\$0	\$0	\$0	\$0	\$0	\$0	\$0	\$0	\$0
	Fiber Optic - FY25	\$300,000	\$300,000	\$0	\$0	\$0	\$0	\$0	\$0	\$0	\$0	\$0	\$0	\$0	\$0	\$0	\$0	\$0	\$0
	Fire CAD Upgrade	\$30,000	\$30,000	\$0	\$0	\$0	\$0	\$0	\$0	\$0	\$0	\$0	\$0	\$0	\$0	\$0	\$0	\$0	\$0
	Fire Training Facility	\$150,000	\$50,000	\$0	\$0	\$0	\$0	\$0	\$0	\$100,000	\$0	\$0	\$0	\$0	\$0	\$0	\$0	\$0	\$0
	Green Ribbon Beautification - FY25	\$545,000	\$0	\$0	\$0	\$0	\$0	\$0	\$145,000	\$400,000	\$0	\$0	\$0	\$0	\$0	\$0	\$0	\$0	\$0
	Heritage Avenue -Design (Cheek-Sparger to Guadalupe)	\$550,000	\$275,000	\$0	\$0	\$0	\$0	\$0	\$0	\$275,000	\$0	\$0	\$0	\$0	\$0	\$0	\$0	\$0	\$0
	Heritage Bridge Deck Expansion and Right Turn Lane Extension	\$750,000	\$375,000	\$0	\$0	\$0	\$0	\$0	\$0	\$375,000	\$0	\$0	\$0	\$0	\$0	\$0	\$0	\$0	\$0
	Heritage Bridge Over LBC Scour Countermeasure Construction	\$450,000	\$0	\$0	\$0	\$0	\$0	\$450,000	\$0	\$0	\$0	\$0	\$0	\$0	\$0	\$0	\$0	\$0	\$0
	Heroes Park Renovation-Construction	\$7,000,000	\$0	\$0	\$0	\$0	\$0	\$0	\$7,000,000	\$0	\$0	\$0	\$0	\$0	\$0	\$0	\$0	\$0	\$0
	Jackson Road Waterline Relocation	\$750,000	\$0	\$0	\$750,000	\$0	\$0	\$0	\$0	\$0	\$0	\$0	\$0	\$0	\$0	\$0	\$0	\$0	\$0
	John McCain Bridge Expansion-Design	\$50,000	\$0	\$0	\$0	\$0	\$0	\$0	\$50,000	\$0	\$0	\$0	\$0	\$0	\$0	\$0	\$0	\$0	\$0
	Justice Center Backup Generator	\$971,900	\$243,000	\$0	\$0	\$0	\$0	\$0	\$0	\$728,900	\$0	\$0	\$0	\$0	\$0	\$0	\$0	\$0	\$0
	Justice Center Interior Renovation-FY25	\$300,000	\$300,000	\$0	\$0	\$0	\$0	\$0	\$0	\$0	\$0	\$0	\$0	\$0	\$0	\$0	\$0	\$0	\$0
	Kimzey Park Additional Parking	\$100,000	\$0	\$0	\$0	\$0	\$0	\$0	\$0	\$0	\$0	\$0	\$0	\$100,000	\$0	\$0	\$0	\$0	\$0
	L.D. Lockett Pump Station Equipment Assessment	\$25,000	\$0	\$0	\$25,000	\$0	\$0	\$0	\$0	\$0	\$0	\$0	\$0	\$0	\$0	\$0	\$0	\$0	\$0
	Library Equipment Replacement	\$100,000	\$0	\$0	\$0	\$0	\$0	\$0	\$0	\$0	\$0	\$0	\$0	\$0	\$100,000	\$0	\$0	\$0	\$0
	Light Pole Painting/Replacement Program-2025	\$50,000	\$50,000	\$0	\$0	\$0	\$0	\$0	\$0	\$0	\$0	\$0	\$0	\$0	\$0	\$0	\$0	\$0	\$0
	Montclair Sidewalk-Construction	\$1,200,000	\$800,000	\$0	\$0	\$0	\$0	\$0	\$400,000	\$0	\$0	\$0	\$0	\$0	\$0	\$0	\$0	\$0	\$0
	NETCO Radio Consortium	\$165,000	\$0	\$0	\$0	\$165,000	\$0	\$0	\$0	\$0	\$0	\$0	\$0	\$0	\$0	\$0	\$0	\$0	\$0
	New Park Amenity-FY25	\$600,000	\$300,000	\$0	\$0	\$0	\$0	\$0	\$0	\$0	\$150,000	\$0	\$0	\$150,000	\$0	\$0	\$0	\$0	\$0
	Northern Gateway Flood Study	\$100,000	\$0	\$0	\$0	\$0	\$0	\$100,000	\$0	\$0	\$0	\$0	\$0	\$0	\$0	\$0	\$0	\$0	\$0
	Park Beautification-2025	\$50,000	\$0	\$0	\$0	\$0	\$0	\$0	\$0	\$0	\$0	\$0	\$0	\$50,000	\$0	\$0	\$0	\$0	\$0
	Park Signage/Branding Program - 2025	\$150,000	\$0	\$0	\$0	\$0	\$150,000	\$0	\$0	\$0	\$0	\$0	\$0	\$0	\$0	\$0	\$0	\$0	\$0
	Park Tree Installation Program-2025	\$50,000	\$0	\$0	\$0	\$0	\$0	\$0	\$0	\$0	\$0	\$0	\$0	\$50,000	\$0	\$0	\$0	\$0	\$0
	Parking Facility Pavement Marking-2025	\$50,000	\$50,000	\$0	\$0	\$0	\$0	\$0	\$0	\$0	\$0	\$0	\$0	\$0	\$0	\$0	\$0	\$0	\$0
	Parks Miscellaneous Improvement Projects	\$200,000	\$200,000	\$0	\$0	\$0	\$0	\$0	\$0	\$0	\$0	\$0	\$0	\$0	\$0	\$0	\$0	\$0	\$0
	Parkway Tree Removal and Replacement-2025	\$75,000	\$75,000	\$0	\$0	\$0	\$0	\$0	\$0	\$0	\$0	\$0	\$0	\$0	\$0	\$0	\$0	\$0	\$0
	Plaza Stone Restoration	\$125,000	\$0	\$0	\$0	\$0	\$0	\$0	\$125,000	\$0	\$0	\$0	\$0	\$0	\$0	\$0	\$0	\$0	\$0
	Pleasant Run Park Parking Facility - Design	\$30,000	\$0	\$0	\$0	\$0	\$0	\$0	\$0	\$0	\$0	\$0	\$30,000	\$0	\$0	\$0	\$0	\$0	\$0
	Portable Radios	\$340,000	\$0	\$0	\$0	\$340,000	\$0	\$0	\$0	\$0	\$0	\$0	\$0	\$0	\$0	\$0	\$0	\$0	\$0
	Public Works Service Center Emergency Generator	\$190,000	\$0	\$0	\$0	\$0	\$0	\$0	\$0	\$190,000	\$0	\$0	\$0	\$0	\$0	\$0	\$0	\$0	\$0
	Recreation Center Fence and Signage	\$350,000	\$0	\$0	\$0	\$0	\$0	\$0	\$150,000	\$0	\$0	\$0	\$200,000	\$0	\$0	\$0	\$0	\$0	\$0
	Recreation Center HVAC Replacement Phase I	\$300,000	\$300,000	\$0	\$0	\$0	\$0	\$0	\$0	\$0	\$0	\$0	\$0	\$0	\$0	\$0	\$0	\$0	\$0
	Recreation Center Master Plan	\$200,000	\$0	\$0	\$0	\$0	\$200,000	\$0	\$0	\$0	\$0	\$0	\$0	\$0	\$0	\$0	\$0	\$0	\$0
	Recreation Center North Gym	\$295,000	\$295,000	\$0	\$0	\$0	\$0	\$0	\$0	\$0	\$0	\$0	\$0	\$0	\$0	\$0	\$0	\$0	\$0
	Roberts Road PHII - Construction	\$1,400,000	\$400,000	\$0	\$0	\$0	\$0	\$0	\$1,000,000	\$0	\$0	\$0	\$0	\$0	\$0	\$0	\$0	\$0	\$0

Exhibit C  
5 Year Capital Improvement Plan  
Fiscal Year 2025-2029

Year	Title	Total Project Cost	Capital Projects Fund	Impact Fees (Roadway)	Capital Utility Fund	CCPD (Crime Control and Prevention)	CEDC (Parks, Trails & Libraries)	Drainage Fund	TIF	Grant	Parkland Dedication Fund	Tomorrow Fund - Colleyville	Tomorrow Fund - Parks	Voluntary Park Fund	Voluntary Library Fund	Library Bldg Donation	Tree Preservation	Wastewater Impact Fees	Water Impact Fees
	Security Cameras in Parks-2025	\$100,000	\$0	\$0	\$0	\$0	\$100,000	\$0	\$0	\$0	\$0	\$0	\$0	\$0	\$0	\$0	\$0	\$0	\$0
	Senior Center Outdoor Fitness	\$100,000	\$0	\$0	\$0	\$0	\$0	\$0	\$0	\$0	\$100,000	\$0	\$0	\$0	\$0	\$0	\$0	\$0	\$0
	SH26 Christmas Decorations	\$100,000	\$0	\$0	\$0	\$0	\$0	\$0	\$100,000	\$0	\$0	\$0	\$0	\$0	\$0	\$0	\$0	\$0	\$0
	SH26 Electricity in Medians	\$350,000	\$0	\$0	\$0	\$0	\$0	\$0	\$350,000	\$0	\$0	\$0	\$0	\$0	\$0	\$0	\$0	\$0	\$0
	Street Maintenance Program-2025	\$1,000,000	\$1,000,000	\$0	\$0	\$0	\$0	\$0	\$0	\$0	\$0	\$0	\$0	\$0	\$0	\$0	\$0	\$0	\$0
	Street Pavement Marking-2025	\$100,000	\$100,000	\$0	\$0	\$0	\$0	\$0	\$0	\$0	\$0	\$0	\$0	\$0	\$0	\$0	\$0	\$0	\$0
	Vactor Truck	\$515,000	\$0	\$0	\$515,000	\$0	\$0	\$0	\$0	\$0	\$0	\$0	\$0	\$0	\$0	\$0	\$0	\$0	\$0
	Wagonwheel and Chisolm - Design	\$75,000	\$0	\$0	\$0	\$0	\$0	\$75,000	\$0	\$0	\$0	\$0	\$0	\$0	\$0	\$0	\$0	\$0	\$0
	Water Project 11: Tinker Road Water/Drainage/Road Reconst	\$1,000,000	\$200,000	\$0	\$0	\$0	\$0	\$200,000	\$200,000	\$0	\$0	\$0	\$0	\$0	\$0	\$0	\$0	\$200,000	\$200,000
	Water Project 18: Pecan Park Estates PHII-Construction - FY25	\$2,275,000	\$375,000	\$0	\$800,000	\$0	\$0	\$300,000	\$0	\$0	\$0	\$0	\$0	\$0	\$0	\$0	\$0	\$150,000	\$650,000
	Water Project 18: Pecan Park Estates-Construction - FY25	\$350,000	\$0	\$0	\$0	\$0	\$0	\$350,000	\$0	\$0	\$0	\$0	\$0	\$0	\$0	\$0	\$0	\$0	\$0
	Water Project 5: Brighton Oaks - Design	\$250,000	\$0	\$0	\$0	\$0	\$0	\$0	\$0	\$0	\$0	\$0	\$0	\$0	\$0	\$0	\$0	\$0	\$250,000
	Water Tower Tank Mixers	\$250,000	\$0	\$0	\$250,000	\$0	\$0	\$0	\$0	\$0	\$0	\$0	\$0	\$0	\$0	\$0	\$0	\$0	\$0
	Wayfinding Signage - 2025	\$100,000	\$0	\$0	\$0	\$0	\$0	\$0	\$100,000	\$0	\$0	\$0	\$0	\$0	\$0	\$0	\$0	\$0	\$0
	Woodbriar and Quail Crest Water/WW - PH I Construction-FY25	\$2,000,000	\$0	\$0	\$2,000,000	\$0	\$0	\$0	\$0	\$0	\$0	\$0	\$0	\$0	\$0	\$0	\$0	\$0	\$0
	Woodbriar and Quail Crest Water/WW - PH II Design	\$200,000	\$0	\$0	\$200,000	\$0	\$0	\$0	\$0	\$0	\$0	\$0	\$0	\$0	\$0	\$0	\$0	\$0	\$0
	WW Project 10: Rehabilitation of Priority 2 Manholes-FY25	\$150,000	\$0	\$0	\$150,000	\$0	\$0	\$0	\$0	\$0	\$0	\$0	\$0	\$0	\$0	\$0	\$0	\$0	\$0
	<b>Sum Of Total Project Cost:</b>	<b>\$33,164,133</b>	<b>\$7,283,000</b>	<b>\$0</b>	<b>\$4,820,000</b>	<b>\$582,373</b>	<b>\$735,000</b>	<b>\$2,175,000</b>	<b>\$12,016,000</b>	<b>\$2,187,760</b>	<b>\$650,000</b>	<b>\$0</b>	<b>\$230,000</b>	<b>\$935,000</b>	<b>\$100,000</b>	<b>\$0</b>	<b>\$0</b>	<b>\$350,000</b>	<b>\$1,100,000</b>
	(-) Operational Costs not included in project list	(\$8,884,531)	\$0	\$0	(\$140,711)	(\$3,300,045)	(\$2,632,985)	(\$147,932)	(\$2,467,858)	\$0	\$0	\$0	\$0	\$0	(\$195,000)	\$0	\$0	\$0	\$0
	(-/+ ) Transfers in/out	\$3,831,100	\$1,500,000	\$0	\$1,331,100	\$0	\$0	\$1,000,000	\$0	\$0	\$0	\$0	\$0	\$0	\$0	\$0	\$0	\$0	\$0
	(+) FY25 Budgeted Contribution	\$16,446,960	\$66,500	\$151,000	\$997,800	\$3,568,200	\$2,660,000	\$75,700	\$6,055,000	\$2,187,760	\$35,000	\$0	\$25,000	\$198,500	\$189,000	\$0	\$7,500	\$78,000	\$152,000
<b>2026</b>	<b>Estimated 10/1/2025 Available Balance</b>	<b>\$16,624,187</b>	<b>(\$708,139)</b>	<b>\$4,622,831</b>	<b>\$6,169,819</b>	<b>\$3,387,585</b>	<b>\$6,214,311</b>	<b>(\$4,069)</b>	<b>(\$8,719,006)</b>	<b>\$0</b>	<b>\$75,398</b>	<b>\$64,552</b>	<b>\$788,625</b>	<b>\$713,932</b>	<b>\$481,401</b>	<b>\$72,543</b>	<b>\$357,976</b>	<b>\$550,825</b>	<b>\$2,555,605</b>
	Advanced Metering Infrastructure (AMI) FY2026	\$150,000	\$0	\$0	\$150,000	\$0	\$0	\$0	\$0	\$0	\$0	\$0	\$0	\$0	\$0	\$0	\$0	\$0	\$0
	Bandit Trail Drainage Improvements - Construction	\$750,000	\$0	\$0	\$0	\$0	\$0	\$750,000	\$0	\$0	\$0	\$0	\$0	\$0	\$0	\$0	\$0	\$0	\$0
	Bedford Road at Cheek-Sparger Road Roundabout - Construct	\$550,000	\$0	\$0	\$0	\$0	\$0	\$0	\$550,000	\$0	\$0	\$0	\$0	\$0	\$0	\$0	\$0	\$0	\$0
	Bedford Road Low Water Crossing - Construction	\$2,500,000	\$0	\$0	\$0	\$0	\$0	\$1,000,000	\$0	\$1,500,000	\$0	\$0	\$0	\$0	\$0	\$0	\$0	\$0	\$0
	Body Worn Cameras	\$100,000	\$100,000	\$0	\$0	\$0	\$0	\$0	\$0	\$0	\$0	\$0	\$0	\$0	\$0	\$0	\$0	\$0	\$0
	Cheek-Sparger Road (Heritage to Bedford) - Design-FY26	\$1,000,000	\$0	\$0	\$0	\$0	\$0	\$0	\$1,000,000	\$0	\$0	\$0	\$0	\$0	\$0	\$0	\$0	\$0	\$0
	Cheek-Sparger/Martin Signalization	\$1,500,000	\$0	\$0	\$0	\$0	\$0	\$0	\$300,000	\$1,200,000	\$0	\$0	\$0	\$0	\$0	\$0	\$0	\$0	\$0
	City Hall Interior Renovation-Wall Paper Removal	\$225,000	\$225,000	\$0	\$0	\$0	\$0	\$0	\$0	\$0	\$0	\$0	\$0	\$0	\$0	\$0	\$0	\$0	\$0
	City Park Playground/Splash Pad-2026	\$350,000	\$0	\$0	\$0	\$0	\$0	\$0	\$0	\$0	\$0	\$0	\$0	\$350,000	\$0	\$0	\$0	\$0	\$0
	Data Center Server - City Hall	\$450,000	\$350,000	\$0	\$100,000	\$0	\$0	\$0	\$0	\$0	\$0	\$0	\$0	\$0	\$0	\$0	\$0	\$0	\$0
	Drainage Improvements FY2026	\$100,000	\$0	\$0	\$0	\$0	\$0	\$100,000	\$0	\$0	\$0	\$0	\$0	\$0	\$0	\$0	\$0	\$0	\$0
	Economic Development Initiative	\$250,000	\$125,000	\$0	\$0	\$0	\$0	\$0	\$125,000	\$0	\$0	\$0	\$0	\$0	\$0	\$0	\$0	\$0	\$0
	Green Ribbon Beautification - FY26	\$560,000	\$0	\$0	\$0	\$0	\$0	\$0	\$160,000	\$400,000	\$0	\$0	\$0	\$0	\$0	\$0	\$0	\$0	\$0
	Heritage Avenue -Construction (Cheek-Sparger to Guadalupe)	\$1,800,000	\$300,000	\$0	\$0	\$0	\$0	\$0	\$0	\$1,500,000	\$0	\$0	\$0	\$0	\$0	\$0	\$0	\$0	\$0
	Jackson Rd Trail (Cheek-Sparger to Shenendoah)-Design	\$125,000	\$125,000	\$0	\$0	\$0	\$0	\$0	\$0	\$0	\$0	\$0	\$0	\$0	\$0	\$0	\$0	\$0	\$0
	John McCain Bridge Expansion	\$450,000	\$300,000	\$0	\$0	\$0	\$0	\$0	\$0	\$150,000	\$0	\$0	\$0	\$0	\$0	\$0	\$0	\$0	\$0
	Justice Center Server	\$400,000	\$0	\$0	\$0	\$400,000	\$0	\$0	\$0	\$0	\$0	\$0	\$0	\$0	\$0	\$0	\$0	\$0	\$0
	Light Pole Painting/Replacement Program-2026	\$50,000	\$50,000	\$0	\$0	\$0	\$0	\$0	\$0	\$0	\$0	\$0	\$0	\$0	\$0	\$0	\$0	\$0	\$0
	Melrose Park Wastewater	\$325,000	\$0	\$0	\$325,000	\$0	\$0	\$0	\$0	\$0	\$0	\$0	\$0	\$0	\$0	\$0	\$0	\$0	\$0
	Microsoft 365/Exchange Update	\$170,000	\$170,000	\$0	\$0	\$0	\$0	\$0	\$0	\$0	\$0	\$0	\$0	\$0	\$0	\$0	\$0	\$0	\$0
	Mini Excavator	\$75,000	\$0	\$0	\$75,000	\$0	\$0	\$0	\$0	\$0	\$0	\$0	\$0	\$0	\$0	\$0	\$0	\$0	\$0
	NETCO Radio Consortium - 2026	\$650,000	\$350,000	\$0	\$0	\$0	\$0	\$0	\$0	\$300,000	\$0	\$0	\$0	\$0	\$0	\$0	\$0	\$0	\$0
	Park Beautification-2026	\$50,000	\$0	\$0	\$0	\$0	\$0	\$0	\$0	\$0	\$0	\$0	\$0	\$50,000	\$0	\$0	\$0	\$0	\$0
	Park Signage/Branding Program - 2026	\$150,000	\$0	\$0	\$0	\$0	\$150,000	\$0	\$0	\$0	\$0	\$0	\$0	\$0	\$0	\$0	\$0	\$0	\$0
	Park Tree Installation Program-2026	\$50,000	\$0	\$0	\$0	\$0	\$0	\$0	\$0	\$0	\$0	\$0	\$0	\$50,000	\$0	\$0	\$0	\$0	\$0
	Parkway Tree Removal and Replacement-2026	\$75,000	\$75,000	\$0	\$0	\$0	\$0	\$0	\$0	\$0	\$0	\$0	\$0	\$0	\$0	\$0	\$0	\$0	\$0
	Pleasant Run Park Parking Facility - Construction	\$250,000	\$0	\$0	\$0	\$0	\$0	\$0	\$0	\$0	\$0	\$0	\$250,000	\$0	\$0	\$0	\$0	\$0	\$0
	Recreation Center Additional Projects	\$500,000	\$500,000	\$0	\$0	\$0	\$0	\$0	\$0	\$0	\$0	\$0	\$0	\$0	\$0	\$0	\$0	\$0	\$0
	Recreation Center HVAC Replacement Phase II	\$300,000	\$300,000	\$0	\$0	\$0	\$0	\$0	\$0	\$0	\$0	\$0	\$0	\$0	\$0	\$0	\$0	\$0	\$0
	Sidewalk Connectivity -2026	\$500,000	\$500,000	\$0	\$0	\$0	\$0	\$0	\$0	\$0	\$0	\$0	\$0	\$0	\$0	\$0	\$0	\$0	\$0
	Street Maintenance Program-2026	\$750,000	\$750,000	\$0	\$0	\$0	\$0	\$0	\$0	\$0	\$0	\$0	\$0	\$0	\$0	\$0	\$0	\$0	\$0
	Street Pavement Marking-2026	\$100,000	\$100,000	\$0	\$0	\$0	\$0	\$0	\$0	\$0	\$0	\$0	\$0	\$0	\$0	\$0	\$0	\$0	\$0
	VMWare License Renewal	\$120,000	\$120,000	\$0	\$0	\$0	\$0	\$0	\$0	\$0	\$0	\$0	\$0	\$0	\$0	\$0	\$0	\$0	\$0

Exhibit C  
5 Year Capital Improvement Plan  
Fiscal Year 2025-2029

Year	Title	Total Project Cost	Capital Projects Fund	Impact Fees (Roadway)	Capital Utility Fund	CCPD (Crime Control and Prevention)	CEDC (Parks, Trails & Libraries)	Drainage Fund	TIF	Grant	Parkland Dedication Fund	Tomorrow Fund - Colleyville	Tomorrow Fund - Parks	Voluntary Park Fund	Voluntary Library Fund	Library Bldg Donation	Tree Preservation	Wastewater Impact Fees	Water Impact Fees	
	Wagonwheel and Chisolm - Construction	\$750,000	\$0	\$0	\$0	\$0	\$0	\$750,000	\$0	\$0	\$0	\$0	\$0	\$0	\$0	\$0	\$0	\$0	\$0	\$0
	Water Project 17: Monticello - Design	\$200,000	\$0	\$0	\$200,000	\$0	\$0	\$0	\$0	\$0	\$0	\$0	\$0	\$0	\$0	\$0	\$0	\$0	\$0	\$0
	Water Project 5: Brighton Oaks Water/Street Rehabilitation	\$4,450,000	\$650,000	\$1,900,000	\$0	\$0	\$0	\$0	\$0	\$0	\$0	\$0	\$0	\$0	\$0	\$0	\$0	\$0	\$1,900,000	\$0
	Woodbriar and Quail Crest Water/WW - PH II Construction	\$4,000,000	\$0	\$750,000	\$1,750,000	\$0	\$0	\$0	\$0	\$0	\$0	\$0	\$0	\$0	\$0	\$0	\$0	\$750,000	\$750,000	\$0
	Woodbriar and Quail Crest Water/WW - PH III Design	\$300,000	\$0	\$0	\$300,000	\$0	\$0	\$0	\$0	\$0	\$0	\$0	\$0	\$0	\$0	\$0	\$0	\$0	\$0	\$0
	<b>Sum Of Total Project Cost:</b>	<b>\$25,075,000</b>	<b>\$5,090,000</b>	<b>\$2,650,000</b>	<b>\$2,900,000</b>	<b>\$400,000</b>	<b>\$150,000</b>	<b>\$2,600,000</b>	<b>\$2,135,000</b>	<b>\$5,050,000</b>	<b>\$0</b>	<b>\$0</b>	<b>\$250,000</b>	<b>\$450,000</b>	<b>\$0</b>	<b>\$0</b>	<b>\$0</b>	<b>\$750,000</b>	<b>\$2,650,000</b>	<b>\$0</b>
	(-) Operational Costs not included in project list	(\$8,484,881)	\$0	\$0	(\$200,000)	(\$3,305,597)	(\$2,704,230)	\$0	(\$2,080,054)	\$0	\$0	\$0	\$0	\$0	(\$195,000)	\$0	\$0	\$0	\$0	\$0
	(-/+) Transfers in/out	\$4,531,100	\$2,000,000	\$0	\$1,331,100	\$0	\$0	\$1,200,000	\$0	\$0	\$0	\$0	\$0	\$0	\$0	\$0	\$0	\$0	\$0	\$0
	(+) FY26 Budgeted Contribution	\$24,407,000	\$33,250	\$100,500	\$824,000	\$3,620,200	\$2,712,000	\$34,500	\$11,415,550	\$5,050,000	\$12,500	\$0	\$12,500	\$180,000	\$180,000	\$0	\$5,000	\$76,000	\$151,000	\$0
<b>2027</b>	<b>Estimated 10/1/2026 Available Balance</b>	<b>\$12,002,406</b>	<b>(\$3,764,889)</b>	<b>\$2,073,331</b>	<b>\$5,224,919</b>	<b>\$3,302,187</b>	<b>\$6,072,081</b>	<b>(\$1,369,569)</b>	<b>(\$1,518,511)</b>	<b>\$0</b>	<b>\$87,898</b>	<b>\$64,552</b>	<b>\$551,125</b>	<b>\$443,932</b>	<b>\$466,401</b>	<b>\$72,543</b>	<b>\$362,976</b>	<b>(\$123,175)</b>	<b>\$56,605</b>	<b>\$0</b>
	Backhoe	\$150,000	\$0	\$0	\$150,000	\$0	\$0	\$0	\$0	\$0	\$0	\$0	\$0	\$0	\$0	\$0	\$0	\$0	\$0	\$0
	Bedford Rd Trail (Glade to Cheek-Sparger)-Construction	\$1,500,000	\$125,000	\$0	\$0	\$0	\$0	\$0	\$125,000	\$1,250,000	\$0	\$0	\$0	\$0	\$0	\$0	\$0	\$0	\$0	\$0
	Bedford Road at Cheek-Sparger Road Roundabout - Construct	\$1,500,000	\$0	\$0	\$0	\$0	\$0	\$0	\$0	\$1,500,000	\$0	\$0	\$0	\$0	\$0	\$0	\$0	\$0	\$0	\$0
	Body Worn Cameras-2027	\$100,000	\$100,000	\$0	\$0	\$0	\$0	\$0	\$0	\$0	\$0	\$0	\$0	\$0	\$0	\$0	\$0	\$0	\$0	\$0
	Building Improvement Project	\$400,000	\$400,000	\$0	\$0	\$0	\$0	\$0	\$0	\$0	\$0	\$0	\$0	\$0	\$0	\$0	\$0	\$0	\$0	\$0
	Cheek-Sparger Road (Heritage to Bedford) - Construction FY26	\$32,000,000	\$0	\$2,000,000	\$2,000,000	\$0	\$0	\$0	\$2,500,000	\$25,500,000	\$0	\$0	\$0	\$0	\$0	\$0	\$0	\$0	\$0	\$0
	Drainage Bank Stabilization (Little Bear Creek)	\$100,000	\$0	\$0	\$0	\$0	\$0	\$100,000	\$0	\$0	\$0	\$0	\$0	\$0	\$0	\$0	\$0	\$0	\$0	\$0
	Drainage Improvements FY2027	\$250,000	\$0	\$0	\$0	\$0	\$0	\$150,000	\$100,000	\$0	\$0	\$0	\$0	\$0	\$0	\$0	\$0	\$0	\$0	\$0
	Green Ribbon Beautification - FY27	\$505,000	\$0	\$0	\$0	\$0	\$0	\$0	\$105,000	\$400,000	\$0	\$0	\$0	\$0	\$0	\$0	\$0	\$0	\$0	\$0
	Jackson Creek Crossing at Cheek-Sparger Road	\$675,000	\$0	\$0	\$0	\$0	\$0	\$675,000	\$0	\$0	\$0	\$0	\$0	\$0	\$0	\$0	\$0	\$0	\$0	\$0
	L.D. Lockett Pump Station Equipment Replacement	\$100,000	\$0	\$0	\$100,000	\$0	\$0	\$0	\$0	\$0	\$0	\$0	\$0	\$0	\$0	\$0	\$0	\$0	\$0	\$0
	Land Acquisition-2027	\$1,500,000	\$1,500,000	\$0	\$0	\$0	\$0	\$0	\$0	\$0	\$0	\$0	\$0	\$0	\$0	\$0	\$0	\$0	\$0	\$0
	Light Pole Painting/Replacement Program-2027	\$50,000	\$50,000	\$0	\$0	\$0	\$0	\$0	\$0	\$0	\$0	\$0	\$0	\$0	\$0	\$0	\$0	\$0	\$0	\$0
	Nature Center Dredging of Ponds	\$120,000	\$0	\$0	\$0	\$0	\$120,000	\$0	\$0	\$0	\$0	\$0	\$0	\$0	\$0	\$0	\$0	\$0	\$0	\$0
	Park Beautification-2027	\$50,000	\$0	\$0	\$0	\$0	\$0	\$0	\$0	\$0	\$50,000	\$0	\$0	\$0	\$0	\$0	\$0	\$0	\$0	\$0
	Park Tree Installation Program-2027	\$50,000	\$0	\$0	\$0	\$0	\$0	\$0	\$0	\$0	\$50,000	\$0	\$0	\$0	\$0	\$0	\$0	\$0	\$0	\$0
	Parkway Tree Removal and Replacement-2027	\$50,000	\$50,000	\$0	\$0	\$0	\$0	\$0	\$0	\$0	\$0	\$0	\$0	\$0	\$0	\$0	\$0	\$0	\$0	\$0
	Sidewalk Connectivity -2027	\$250,000	\$250,000	\$0	\$0	\$0	\$0	\$0	\$0	\$0	\$0	\$0	\$0	\$0	\$0	\$0	\$0	\$0	\$0	\$0
	Street Maintenance Program-2027	\$500,000	\$500,000	\$0	\$0	\$0	\$0	\$0	\$0	\$0	\$0	\$0	\$0	\$0	\$0	\$0	\$0	\$0	\$0	\$0
	Street Pavement Marking-2027	\$100,000	\$100,000	\$0	\$0	\$0	\$0	\$0	\$0	\$0	\$0	\$0	\$0	\$0	\$0	\$0	\$0	\$0	\$0	\$0
	Water/Wastewater Master Plan	\$650,000	\$0	\$0	\$650,000	\$0	\$0	\$0	\$0	\$0	\$0	\$0	\$0	\$0	\$0	\$0	\$0	\$0	\$0	\$0
	Water Project 13: Glade at Old Oak and SH121 - Design	\$200,000	\$0	\$0	\$200,000	\$0	\$0	\$0	\$0	\$0	\$0	\$0	\$0	\$0	\$0	\$0	\$0	\$0	\$0	\$0
	Water Project 15: Rustic Oaks - Design - 2027	\$400,000	\$0	\$0	\$400,000	\$0	\$0	\$0	\$0	\$0	\$0	\$0	\$0	\$0	\$0	\$0	\$0	\$0	\$0	\$0
	Woodbriar and Quail Crest Water/WW - PH III Construction	\$1,500,000	\$0	\$0	\$1,500,000	\$0	\$0	\$0	\$0	\$0	\$0	\$0	\$0	\$0	\$0	\$0	\$0	\$0	\$0	\$0
	<b>Sum Of Total Project Cost:</b>	<b>\$42,700,000</b>	<b>\$3,075,000</b>	<b>\$2,000,000</b>	<b>\$5,000,000</b>	<b>\$0</b>	<b>\$120,000</b>	<b>\$925,000</b>	<b>\$2,830,000</b>	<b>\$28,650,000</b>	<b>\$100,000</b>	<b>\$0</b>	<b>\$0</b>	<b>\$0</b>	<b>\$0</b>	<b>\$0</b>	<b>\$0</b>	<b>\$0</b>	<b>\$0</b>	<b>\$0</b>
	(-) Operational Costs not included in project list	(\$8,380,776)	\$0	\$0	(\$200,000)	(\$3,415,263)	(\$2,777,956)	\$0	(\$1,792,557)	\$0	\$0	\$0	\$0	\$0	(\$195,000)	\$0	\$0	\$0	\$0	\$0
	(-/+) Transfers in/out	\$4,531,100	\$2,000,000	\$0	\$1,331,100	\$0	\$0	\$1,200,000	\$0	\$0	\$0	\$0	\$0	\$0	\$0	\$0	\$0	\$0	\$0	\$0
	(+) FY27 Budgeted Contribution	\$43,000,202	\$33,250	\$100,500	\$794,000	\$3,673,240	\$2,765,040	\$17,250	\$6,360,172	\$28,650,000	\$12,500	\$0	\$6,250	\$180,000	\$180,000	\$0	\$2,500	\$75,250	\$150,250	\$0
<b>2028</b>	<b>Estimated 10/1/2027 Available Balance</b>	<b>\$8,452,932</b>	<b>(\$4,806,639)</b>	<b>\$173,831</b>	<b>\$2,150,019</b>	<b>\$3,560,165</b>	<b>\$5,939,165</b>	<b>(\$1,077,319)</b>	<b>\$219,104</b>	<b>\$0</b>	<b>\$398</b>	<b>\$64,552</b>	<b>\$557,375</b>	<b>\$623,932</b>	<b>\$451,401</b>	<b>\$72,543</b>	<b>\$365,476</b>	<b>(\$47,925)</b>	<b>\$206,855</b>	<b>\$0</b>
	Body Worn Cameras-2028	\$100,000	\$100,000	\$0	\$0	\$0	\$0	\$0	\$0	\$0	\$0	\$0	\$0	\$0	\$0	\$0	\$0	\$0	\$0	\$0
	Drainage Improvements FY2028	\$300,000	\$0	\$0	\$0	\$0	\$0	\$300,000	\$0	\$0	\$0	\$0	\$0	\$0	\$0	\$0	\$0	\$0	\$0	\$0
	L.D. Lockett Pump Station Equipment Replacement-2028	\$100,000	\$0	\$0	\$100,000	\$0	\$0	\$0	\$0	\$0	\$0	\$0	\$0	\$0	\$0	\$0	\$0	\$0	\$0	\$0
	Senior Center Land Improvement	\$400,000	\$0	\$0	\$0	\$0	\$400,000	\$0	\$0	\$0	\$0	\$0	\$0	\$0	\$0	\$0	\$0	\$0	\$0	\$0
	Sidewalk Connectivity -2028	\$250,000	\$250,000	\$0	\$0	\$0	\$0	\$0	\$0	\$0	\$0	\$0	\$0	\$0	\$0	\$0	\$0	\$0	\$0	\$0
	Street Maintenance Program-2028	\$500,000	\$500,000	\$0	\$0	\$0	\$0	\$0	\$0	\$0	\$0	\$0	\$0	\$0	\$0	\$0	\$0	\$0	\$0	\$0
	Street Pavement Marking-2028	\$100,000	\$100,000	\$0	\$0	\$0	\$0	\$0	\$0	\$0	\$0	\$0	\$0	\$0	\$0	\$0	\$0	\$0	\$0	\$0
	Water Project 17: Monticello - Construction	\$2,000,000	\$200,000	\$0	\$1,500,000	\$0	\$0	\$0	\$0	\$0	\$0	\$0	\$0	\$0	\$0	\$0	\$0	\$0	\$0	\$300,000
	Windermere Creek Crossing at Cheek-Sparger Road	\$925,000	\$0	\$0	\$0	\$0	\$0	\$925,000	\$0	\$0	\$0	\$0	\$0	\$0	\$0	\$0	\$0	\$0	\$0	\$0
	<b>Sum Of Total Project Cost:</b>	<b>\$4,675,000</b>	<b>\$1,150,000</b>	<b>\$0</b>	<b>\$1,600,000</b>	<b>\$0</b>	<b>\$400,000</b>	<b>\$1,225,000</b>	<b>\$0</b>	<b>\$0</b>	<b>\$0</b>	<b>\$0</b>	<b>\$0</b>	<b>\$0</b>	<b>\$0</b>	<b>\$0</b>	<b>\$0</b>	<b>\$0</b>	<b>\$0</b>	<b>\$300,000</b>
	(-) Operational Costs not included in project list	(\$8,384,157)	\$0	\$0	(\$200,000)	(\$3,529,204)	(\$2,854,256)	\$0	(\$1,605,697)	\$0	\$0	\$0	\$0	\$0	(\$195,000)	\$0	\$0	\$0	\$0	\$0
	(-/+) Transfers in/out	\$4,531,100	\$2,000,000	\$0	\$1,331,100	\$0	\$0	\$1,200,000	\$0	\$0	\$0	\$0	\$0	\$0	\$0	\$0	\$0	\$0	\$0	\$0
	(+) FY28 Budgeted Contribution	\$14,494,130	\$33,250	\$100,500	\$794,000	\$3,727,341	\$2,819,141	\$5,000	\$6,423,774	\$0	\$0	\$0	\$3,125	\$180,000	\$180,000	\$0	\$2,500	\$75,250	\$150,250	\$0
<b>2029</b>	<b>Estimated 10/1/2028 Available Balance</b>	<b>\$14,419,004</b>	<b>(\$3,923,389)</b>	<b>\$274,331</b>	<b>\$2,475,119</b>	<b>\$3,758,302</b>	<b>\$5,504,049</b>	<b>(\$1,097,319)</b>	<b>\$5,037,180</b>	<b>\$0</b>	<b>\$398</b>	<b>\$64,552</b>	<b>\$560,500</b>	<b>\$803,932</b>	<b>\$436,401</b>	<b>\$72,543</b>	<b>\$367,976</b>	<b>\$27,325</b>	<b>\$57,105</b>	<b>\$0</b>
	Body Worn Cameras-2029	\$100,000	\$100,000	\$0	\$0	\$0	\$0	\$0	\$0	\$0	\$0	\$0	\$0	\$0	\$0	\$0	\$0	\$0	\$0	\$0
	Drainage Improvements FY2029	\$300,000	\$0	\$0	\$0	\$0	\$0	\$300,000	\$0	\$0	\$0	\$0	\$0	\$0	\$0	\$0	\$0	\$0	\$0	\$0

Exhibit C  
5 Year Capital Improvement Plan  
Fiscal Year 2025-2029

Year	Title	Total Project Cost	Capital Projects Fund	Impact Fees (Roadway)	Capital Utility Fund	CCPD (Crime Control and Prevention)	CEDC (Parks, Trails & Libraries)	Drainage Fund	TIF	Grant	Parkland Dedication Fund	Tomorrow Fund - Colleyville	Tomorrow Fund - Parks	Voluntary Park Fund	Voluntary Library Fund	Library Bldg Donation	Tree Preservation	Wastewater Impact Fees	Water Impact Fees
	<i>Economic Development Initiative-2029</i>	\$250,000	\$125,000	\$0	\$0	\$0	\$0	\$0	\$125,000	\$0	\$0	\$0	\$0	\$0	\$0	\$0	\$0	\$0	\$0
	<i>Glade Rd West - Design</i>	\$250,000	\$0	\$250,000	\$0	\$0	\$0	\$0	\$0	\$0	\$0	\$0	\$0	\$0	\$0	\$0	\$0	\$0	\$0
	<i>Land Acquisition-2029</i>	\$1,500,000	\$1,500,000	\$0	\$0	\$0	\$0	\$0	\$0	\$0	\$0	\$0	\$0	\$0	\$0	\$0	\$0	\$0	\$0
	<i>McDonwell School Road Right Turn Lanes</i>	\$250,000	\$0	\$250,000	\$0	\$0	\$0	\$0	\$0	\$0	\$0	\$0	\$0	\$0	\$0	\$0	\$0	\$0	\$0
	<i>Sidewalk Connectivity -2029</i>	\$250,000	\$250,000	\$0	\$0	\$0	\$0	\$0	\$0	\$0	\$0	\$0	\$0	\$0	\$0	\$0	\$0	\$0	\$0
	<i>Street Maintenance Program-2029</i>	\$750,000	\$750,000	\$0	\$0	\$0	\$0	\$0	\$0	\$0	\$0	\$0	\$0	\$0	\$0	\$0	\$0	\$0	\$0
	<i>Street Pavement Marking-2029</i>	\$100,000	\$100,000	\$0	\$0	\$0	\$0	\$0	\$0	\$0	\$0	\$0	\$0	\$0	\$0	\$0	\$0	\$0	\$0
	<i>Water Project 15: Rustic Oaks - Design - 2029</i>	\$400,000	\$0	\$0	\$400,000	\$0	\$0	\$0	\$0	\$0	\$0	\$0	\$0	\$0	\$0	\$0	\$0	\$0	\$0
	<i>Water Tower Painting</i>	\$750,000	\$0	\$0	\$750,000	\$0	\$0	\$0	\$0	\$0	\$0	\$0	\$0	\$0	\$0	\$0	\$0	\$0	\$0
	<b>Sum Of Total Project Cost:</b>	<b>\$4,900,000</b>	<b>\$2,825,000</b>	<b>\$500,000</b>	<b>\$1,150,000</b>	<b>\$0</b>	<b>\$0</b>	<b>\$300,000</b>	<b>\$125,000</b>	<b>\$0</b>	<b>\$0</b>	<b>\$0</b>	<b>\$0</b>	<b>\$0</b>	<b>\$0</b>	<b>\$0</b>	<b>\$0</b>	<b>\$0</b>	<b>\$0</b>
	<i>(-) Operational Costs not included in project list</i>	<i>(\$8,595,154)</i>	<i>\$0</i>	<i>\$0</i>	<i>(\$200,000)</i>	<i>(\$3,647,589)</i>	<i>(\$2,933,226)</i>	<i>\$0</i>	<i>(\$1,619,340)</i>	<i>\$0</i>	<i>\$0</i>	<i>\$0</i>	<i>\$0</i>	<i>\$0</i>	<i>(\$195,000)</i>	<i>\$0</i>	<i>\$0</i>	<i>\$0</i>	<i>\$0</i>
	<i>(-/+) Transfers in/out</i>	<i>\$4,531,100</i>	<i>\$17,134,261</i>	<i>\$0</i>	<i>\$5,331,100</i>	<i>\$0</i>	<i>\$0</i>	<i>\$1,200,000</i>	<i>(\$19,134,261)</i>	<i>\$0</i>	<i>\$0</i>	<i>\$0</i>	<i>\$0</i>	<i>\$0</i>	<i>\$0</i>	<i>\$0</i>	<i>\$0</i>	<i>\$0</i>	<i>\$0</i>
	<i>(+) FY28 Budgeted Contribution</i>	<i>\$27,667,171</i>	<i>\$33,250</i>	<i>\$100,500</i>	<i>\$794,000</i>	<i>\$3,782,524</i>	<i>\$2,874,324</i>	<i>\$5,000</i>	<i>\$19,488,011</i>	<i>\$0</i>	<i>\$0</i>	<i>\$0</i>	<i>\$1,563</i>	<i>\$180,000</i>	<i>\$180,000</i>	<i>\$0</i>	<i>\$2,500</i>	<i>\$75,250</i>	<i>\$150,250</i>
	<b>Estimated 10/1/2029 Available Balance</b>	<b>\$33,122,121</b>	<b>\$10,419,122</b>	<b>(\$125,169)</b>	<b>\$7,250,219</b>	<b>\$3,893,236</b>	<b>\$5,445,148</b>	<b>(\$192,319)</b>	<b>\$3,646,591</b>	<b>\$0</b>	<b>\$398</b>	<b>\$64,552</b>	<b>\$562,062</b>	<b>\$983,932</b>	<b>\$421,401</b>	<b>\$72,543</b>	<b>\$370,476</b>	<b>\$102,575</b>	<b>\$207,355</b>