



Connecting to...

NetLibrary for eBooks



NetLibrary provides full-text reading for more than 27,000 eBooks. TexShare's eBook collection includes titles from the world's leading business, technology, trade, reference, academic, and scholarly publishers. Search by title, author, keyword, publisher, publication date, or ISBN number.



ACCESSING NETLIBRARY

At the library:

- Log on to the computers with your library card number
- Open **TexShare Databases**

Away from the library:

- Go to www.texshare.edu
- Click on **Public Library Search**
- Enter Log on and Password (available from the Library)

- Click on [ENTER DATABASES](#)
- Click on [NetLibrary](#) under **BOOKS AND LITERATURE**

COLLEYVILLE



PUBLIC LIBRARY

110 MAIN STREET
COLLEYVILLE, TX 76034
817-503-1150

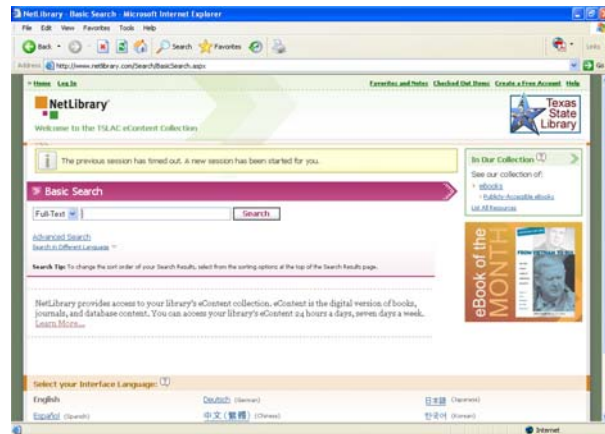
REFERENCE@CI.COLLEYVILLE.TX.US
WWW.COLLEYVILLELIBRARY.COM



SEARCHING FOR EBOOKS

Basic Search:

- Quickly search for eBooks using a single search field. Select the search field by using the pull-down menu and select Keyword, Title, Subject, Author, or Full-Text.
- Type Search words in the box.
- Click on Search.

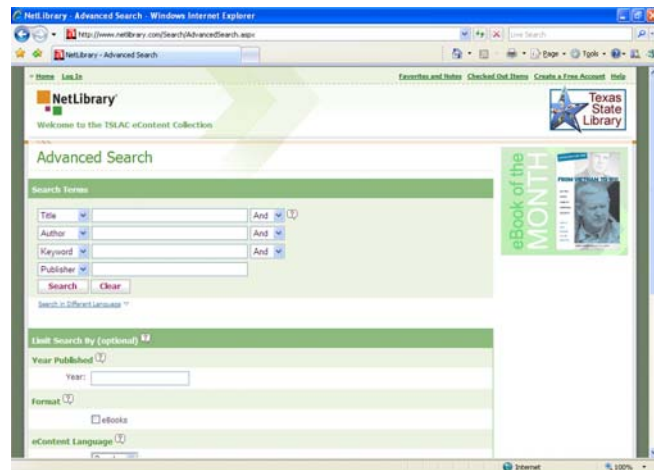


Basic search is available on every page in the netLibrary database.

Advanced Search:

To narrow your results, click on Advanced Search.

- Use the pull-down menus to select the operator in which to search (Title, Author, Full-Text, Keyword, Publisher, Subject, and ISBN).
- Type search words in the box.
- If searching by more than one operator, select AND, OR, or NEAR from the pull-down menu.
- To further narrow your search, you can limit by publication year or language.

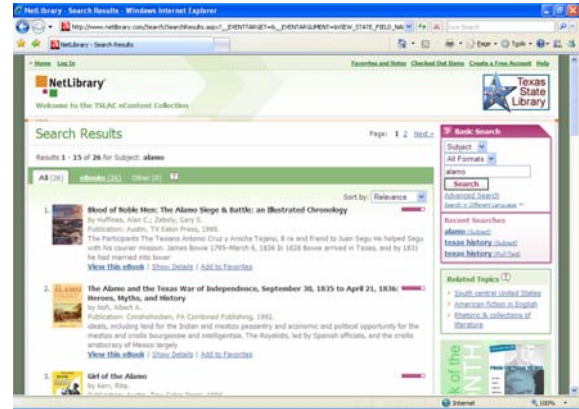




READING THE EBOOKS

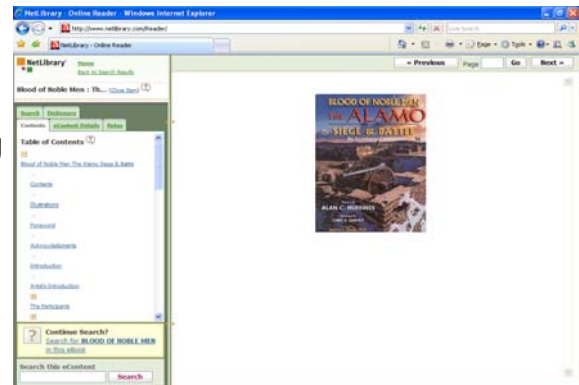
In the result list, you can view publication information about the eBook by clicking on [Show Details](#).

To read the eBook, click on [View this eBook](#).



The eBook will open in the eBook reader.

The Table of Contents lets you navigate through the chapters and sections. To go to the beginning of a chapter or section, click on that chapter or section heading.



A small box with a plus sign indicates that a heading is expandable. Click on the plus sign to view the sub-headings in the chapter. Once a chapter is expanded the box contains a minus sign. Click on the minus sign to collapse the heading.

Navigate through multiple search results pages using the [Previous](#) and [Next](#) page links, or the page # links.

Search for a word or phrase in the full-text eContent item. You can also use the search box at the bottom of the tool palette.

The total number of pages in the eContent that contain occurrences of your word or phrase displays. To view a particular page of eContent, click the View this Page link. To clear your search results, click the Clear Results link.

eContent Details gives the bibliographic information for the book. From the eContent details, you can add to Favorites if you have created an account, or email the bibliographic information.



You actively view the full-text eContent (turning pages, searching within the full-text, etc.) in 15-minute increments. If you are not actively viewing the item, it returns to your library for someone else to view.

CREATING AN ACCOUNT

It is not necessary to have an account on netLibrary to view eBooks. However a free account lets you create a list of favorites make notes in individual full-text eContent items, and customize your account preferences.

To create a free account:

- Click on **Create Free Account** at the top right corner
- Fill in required information: Username and Password, Security Question, and Personal Information
- Click on **Create Account**. A new window will open with the message “**Your account has been successfully created.**”

COPYING AND PRINTING

netLibrary only allows copying from eBooks that are formatted for Adobe Acrobat Reader. Copy selections of the full-text eContent item using your Web browser's copy function or the Select Tool on the Adobe Acrobat toolbar. Copying the entire eContent item violates copyright laws and precautions are taken to protect those copyright laws. If a suspicious usage pattern indicates excessive copying, the activity is logged and you are sent a copyright warning message.

You are allowed to print one page at a time using your Web browser's print function or the print function on the Adobe Acrobat toolbar. Printing the entire eContent item violates copyright laws and precautions are taken to protect those copyright laws. If a suspicious usage pattern indicates excessive printing or copying, the activity is logged and you are sent a copyright warning message.

If you need additional assistance using netLibrary, please contact the Colleyville Public Library: Reference Desk – 817-503-1155
reference@ci.colleyville.tx.us.